




# 2012 YUMA REGIONAL TRANSPORTATION COORDINATION PLAN UPDATE



**Yuma Metropolitan Planning Organization**

May 2012

Developed for YMPO by  
Navigator Mobility Consulting LLC



## **TABLE OF CONTENTS**

<b>SECTION I - INTRODUCTION</b>	<b>5</b>
<b>A. THE REGIONAL TRANSPORTATION COORDINATION PLAN UPDATE</b>	<b>5</b>
<b>B. WHO IS YMPO?</b>	<b>6</b>
1. YMPO EXECUTIVE BOARD	6
2. YMPO TECHNICAL ADVISORY COMMITTEE	7
<b>C. 2012 GREATER YUMA AREA REGIONAL TRANSPORTATION COORDINATION PLAN UPDATE ORGANIZATION</b>	<b>8</b>
1. SECTION I – INTRODUCTION	8
2. SECTION II – THE YUMA REGION	8
3. SECTION III – FEDERAL AND STATE TRANSPORTATION COORDINATION REQUIREMENTS	8
4. SECTION IV – REVIEW OF THE 2011 REGIONAL TRANSPORTATION COORDINATION PLAN UPDATE	8
5. SECTION V – REGIONAL TRANSPORTATION PROVIDER INVENTORY	8
6. SECTION VI – FTA SECTIONS 5310/5316/5317 GRANTS	8
7. SECTION VII – 2012 REGIONAL TRANSPORTATION COORDINATION PLAN UPDATE PROCESSES AND APPROACH	8
8. SECTION VIII – 2012 REGIONAL TRANSPORTATION COORDINATION PLAN UPDATE UNMET NEEDS IDENTIFICATION AND STRATEGIES	9
9. SECTION IX – THE YUMA REGION’S GRANT FUNDING REQUIREMENTS (2012-2014)	9
10. SECTION X – DEFINING BASELINE LEVELS OF SERVICE	9
11. SECTION XI – APPENDICES	9
<b>SECTION II - THE YUMA REGION</b>	<b>10</b>
<b>A. GEOGRAPHY AND DEMOGRAPHICS</b>	<b>10</b>
2010 U.S. CENSUS DATA – YUMA REGION	10
<b>SECTION III - FEDERAL AND STATE TRANSPORTATION COORDINATION REQUIREMENTS</b>	<b>12</b>
<b>A. FEDERAL COORDINATION REQUIREMENTS</b>	<b>12</b>
<b>B. STATE COORDINATION REQUIREMENTS</b>	<b>12</b>
<b>SECTION IV - REVIEW OF THE 2011 REGIONAL TRANSPORTATION COORDINATION PLAN UPDATE</b>	<b>14</b>
<b>A. 2011 REGIONAL TRANSPORTATION COORDINATION EFFORTS</b>	<b>14</b>
1. CREATION OF THE YMPO REGIONAL MOBILITY COMMITTEE (RMC)	14
2. CREATION OF A REGIONAL COORDINATION MISSION STATEMENT	14
<i>YMPO - Local Governments and Citizens Working Together</i>	<i>2</i>

**2012 Yuma Regional Transportation Coordination Plan Update**

3.	IMPLEMENTATION OF THE COMMUNITY MOBILITY INVENTORY SURVEY	15
4.	DEVELOPMENT OF REGIONAL COORDINATION GOALS AND OBJECTIVES (IDENTIFYING UNMET NEEDS AND CHALLENGES)	15
<b>B.</b>	<b>REPORT ON THE 2011 STRATEGIES AND GOALS FOR IMPROVING MOBILITY</b>	<b>15</b>
1.	IDENTIFYING ONGOING (AND NEW) SOURCES OF TRANSPORTATION FUNDING	16
2.	MAXIMIZING THE USE OF EXISTING TRANSPORTATION RESOURCES	16
3.	MEETING THE REGION’S DEMAND FOR “AFTER HOURS” TRANSPORTATION SERVICES	16
4.	EFFECTIVELY REFERRING USERS TO OTHER (OR MORE APPROPRIATE) TRANSPORTATION SERVICES	16
5.	SERVING REMOTE RURAL AREAS	17
6.	IDENTIFYING/CREATING LOW-COST TRANSPORTATION OPTIONS	17
<b>SECTION V – REGIONAL TRANSPORTATION PROVIDER INVENTORY</b>		<b>18</b>
<b>A.</b>	<b>REGIONAL TRANSPORTATION INVENTORY</b>	<b>18</b>
<b>B.</b>	<b>TRANSPORTATION PROVIDER INFORMATION</b>	<b>18</b>
1.	YUMA COUNTY INTERGOVERNMENTAL PUBLIC TRANSPORTATION AUTHORITY (YCIPTA)	18
2.	PUBLIC TRANSIT	19
3.	RURAL / HUMAN SERVICES TRANSPORTATION PROVIDERS	20
4.	PRIVATE OPERATORS	25
<b>SECTION VI – FTA SECTION 5310/5316/5317 GRANTS</b>		<b>27</b>
<b>A.</b>	<b>SERVICE PRIORITIES</b>	<b>27</b>
1.	NEED	27
2.	EFFECTIVE USE OF FUNDS	27
3.	COLLABORATIVE PROCESS	27
4.	ON-STREET COORDINATION	27
5.	OPERATIONAL CAPABILITY	27
6.	MANAGEMENT CAPABILITY	27
<b>B.</b>	<b>EVALUATION CRITERIA</b>	<b>27</b>
<b>C.</b>	<b>THE YUMA REGION’S PROJECTS SEEKING FEDERAL FUNDING</b>	<b>28</b>
1.	FTA SECTION 5310 – ELDERLY & DISABLED TRANSPORTATION CAPITAL	28
2.	FTA SECTION 5316 – JOB ACCESS/REVERSE COMMUTE	28
3.	FTA SECTION 5317 – NEW FREEDOM	28
*4.	MOBILITY MANAGEMENT FUNDING	28
<b>SECTION VII – 2012 YUMA REGIONAL COORDINATION PLAN UPDATE PROCESS AND APPROACH</b>		<b>29</b>
<b>A.</b>	<b>APPROACH TO COORDINATION IN YUMA</b>	<b>29</b>
1.	REGIONAL INITIATIVE	29
2.	LEAD AGENCY	29

**2012 Yuma Regional Transportation Coordination Plan Update**

<b>B. PUBLIC INVOLVEMENT PROCESS</b>	<b>29</b>
1. REGIONAL MOBILITY COMMITTEE	30
2. REGIONAL MOBILITY INVENTORY SURVEY & FINDINGS	31
<b><u>SECTION VIII – 2012 REGIONAL COORDINATION PLAN UPDATE UNMET NEEDS IDENTIFICATION AND STRATEGIES</u></b>	<b><u>33</u></b>
A. THE YUMA REGION’S UNMET NEEDS	33
B. STRATEGIES FOR ADDRESSING UNMET NEEDS	33
1. GOALS AND OBJECTIVES FOR ADDRESSING YUMA REGION’S UNMET NEEDS	33
<b><u>SECTION IX – THE YUMA REGION’S GRANT FUNDING REQUIREMENTS (2012-2014)</u></b>	<b><u>36</u></b>
A. 3-YEAR FUNDING PROJECTION	36
<b><u>SECTION X – DEFINING BASELINE LEVELS OF SERVICE</u></b>	<b><u>37</u></b>
A. THE CASE FOR DEFINING BASELINE LEVELS OF SERVICE	37
B. THE YUMA REGION’S APPROACH TO DEFINING BASELINE LEVELS OF SERVICE	37
1. NUMBER OF TRIPS PROVIDED	37
2. GRANT FUNDING SECURED	37
3. NUMBER OF PARTICIPATING AGENCIES	37
C. THE YUMA REGION’S BASELINE LEVELS OF SERVICE - 2011	38
D. PROJECTED 2012 LEVELS OF SERVICE	38
<b><u>SECTION XI - APPENDICES</u></b>	<b><u>39</u></b>
APPENDIX I – NOTES OF THE JANUARY 21, 2011, REGIONAL MOBILITY COMMITTEE MEETING	40
APPENDIX II – NOTES OF THE APRIL 26, 2011, REGIONAL MOBILITY COMMITTEE MEETING	45
APPENDIX III – NOTES OF THE AUGUST 31, 2011, REGIONAL MOBILITY COMMITTEE MEETING	48
APPENDIX IV – NOTES OF THE DECEMBER 14, 2011, REGIONAL MOBILITY COMMITTEE MEETING	51
APPENDIX V – MOBILITY MANAGER JOB DESCRIPTION	53
APPENDIX V – VEHICLE FLEET INFORMATION	56
APPENDIX VI – COMMUNITY MOBILITY INVENTORY SURVEYS	67

## **SECTION I - INTRODUCTION**

### **A. THE REGIONAL TRANSPORTATION COORDINATION PLAN UPDATE**

The Federal Transit Administration (FTA) is interested in assisting people who are disadvantaged in terms of their ability to obtain their own transportation. The *United We Ride* program was established in February 2004 by the U.S. Department of Transportation to improve coordination of public transit and human services transportation. In August 2005, Congress passed the Safe, Accountable, Flexible, Efficient, Transportation Equity Act: A Legacy for Users (SAFETEA-LU), reauthorizing the Surface Transportation Act. Part of this reauthorization established new requirements for grantees under the New Freedom Initiative, Job Access and Reverse Commute (JARC) and Elderly and Disabled Transportation (5310) programs starting fiscal year 2007. These new requirements included the creation of coordination action plans for public transit and human services transportation at the state, regional and local levels. The plans are meant to establish goals, criteria and strategies for delivering efficient, coordinated services to elderly, underemployed or otherwise financially disadvantaged persons and persons with disabilities.

FTA has provided specific guidelines for the preparation of the Coordination Plan. The following are the four key requirements of the Coordination Plan, verbatim from the Circulars for FTA Sections 5310, 5316, and 5317. The plan requirement language is identical in each of the FTA Circulars:

- *An assessment of available services that identifies current transportation providers (public, private, and non-profit);*
- *An assessment of transportation needs for individuals with disabilities, older adults, and people with low incomes. This assessment can be based on the experiences and perceptions of the planning partners or on more sophisticated data collection efforts, and gaps in service (Note: If a community does not intend to seek funding for a particular program (Sections 5310, 5316, or 5317), then the community is not required to include an assessment of the targeted population in its coordinated plan);*
- *Strategies, activities and/or projects to address the identified gaps between current services and needs, as well as opportunities to improve efficiencies in service delivery; and*
- *Priorities for implementation based on resources (from multiple program sources), time, and feasibility for implementing specific strategies and/or activities identified.*

## **B. WHO IS YMPO?**

The Yuma Metropolitan Planning Organization (YMPO) is the leader for coordinating regional transportation and land use planning with innovative communication and solutions. Our mission is to strive to attain and balance multimodal transportation related needs in the Yuma regional transportation planning boundary as designated by the Arizona Governor, with finite resources, while promoting a safe environment and enhancing the quality of life in the community. The YMPO plans, coordinates, and integrates activities necessary to maintain a comprehensive, cooperative and continuing multi-agency transportation planning program. Jurisdictions that make up the YMPO are the City of Yuma, Yuma County, the Cocopah Indian Tribe, the Town of Wellton, the cities of Somerton and San Luis, and the Arizona Department of Transportation. Since YMPO's boundaries extend into California, it is considered a bi-state MPO within the ADOT Yuma District. Therefore, the Winterhaven, California urbanized area is also included as a non-voting member.

### **1. YMPO EXECUTIVE BOARD**

The *Executive Board* acts as a policy body coordinating the directing transportation planning, with implementation of related activities within the overall regional comprehensive planning process. There are ten elected or appointed officials with three from the Yuma City Council, two from the Yuma County Board of Supervisors, one from each of the following: City of Somerton, City of San Luis, Town of Wellton, Cocopah Indian Tribe, and Arizona Department of Transportation.

#### **a. YMPO EXECUTIVE BOARD ROSTER – 2012/2013**

Chairman	Vice-Chairman
<b>Paul Johnson</b>	<b>Greg Ferguson</b>
Councilmember, City of Yuma	Yuma County Board of Supervisors
Secretary/Treasurer	Member
<b>Paul Soto</b>	<b>Martin Porchas</b>
Cocopah Indian Tribe	Mayor, City of Somerton
Member	Member
<b>Cody Beeson</b>	<b>James Deermer</b>
Councilmember, City of Yuma	Mayor, Town of Wellton
Member	Member
<b>Edward Thomas</b>	<b>Casey Prochaska</b>
Councilmember, City of Yuma	Yuma County Board of Supervisors

Member  
**Scott Omer**  
Director of MPD, ADOT

Member  
**Gerardo Sanchez**  
Mayor, City of San Luis

**2. YMPO TECHNICAL ADVISORY COMMITTEE**

The *Technical Advisory Committee* (TAC) consists of technical staff representatives from each of the participating agencies, and there may be one or more ex-officio non-voting representatives each from YCIPTA, FHWA, FTA, and the Quechan Indian Tribe. The TAC provides recommendations to YMPO staff and to the Board. Both the Board and TAC work on transportation planning utilizing tax-based initiatives and federal funding to resolve issues such as traffic congestion.

**b. YMPO TECHNICAL ADVISORY COMMITTEE ROSTER – 2012/2013**

Chairman  
**Sam Palacios**  
Planner, City of Somerton

Vice-Chairman  
**Joel Olea**  
Director of Field Operations, City of Yuma

Member  
**Roger Patterson**  
Yuma County Engineer

Member  
**John Starkey**  
Public Works Director, City of San Luis

Member  
**Jennifer Albers**  
Principal Planner, City of Yuma

Member  
**Paul Melcher**  
Planning & Zoning Director, Yuma County

Member  
**Paul Brooberg**  
City Engineer, City of Yuma

Member  
**Omar Heredia**  
Planner, Cocopah Indian Tribe

Member  
**Mark Hoffman**  
Senior Planner, ADOT

Member  
**Joseph Grant**  
Public Works Director, Town of Wellton

**C. 2012 GREATER YUMA AREA REGIONAL TRANSPORTATION  
COORDINATION PLAN UPDATE ORGANIZATION**

- 1. SECTION I – INTRODUCTION**  
SECTION I provides an introduction to the Regional Transportation Coordination Plan requirement, YMPO and its governing bodies.
- 2. SECTION II – THE YUMA REGION**  
SECTION II details the Yuma Region; including geography and demographics.
- 3. SECTION III – FEDERAL AND STATE TRANSPORTATION  
COORDINATION REQUIREMENTS**  
SECTION III details Federal and State Regional Transportation Coordination requirements.
- 4. SECTION IV – REVIEW OF THE 2011 REGIONAL  
TRANSPORTATION COORDINATION PLAN UPDATE**  
SECTION IV provides a review of the 2011 Yuma Regional Transportation Coordination Plan Update; including the plan’s strategies, goals and progress.
- 5. SECTION V – REGIONAL TRANSPORTATION PROVIDER  
INVENTORY**  
SECTION V details the Yuma Region’s transportation providers that participated in this planning process; including Public Transit and Specialized Transportation operators.
- 6. SECTION VI – FTA SECTIONS 5310/5316/5317 GRANTS**  
SECTION VI details Service Priorities, Evaluation Criteria, and the Greater Yuma Area 2012 Projects that are seeking funding.
- 7. SECTION VII – 2012 REGIONAL TRANSPORTATION  
COORDINATION PLAN UPDATE PROCESSES AND APPROACH**  
SECTION VII details the process and approach to developing the 2012 Yuma Regional Transportation Coordination Plan Update; including information on YMPO’s Regional Mobility Committee and its role in developing the region's unmet needs and strategies to address them.



**8. SECTION VIII – 2012 REGIONAL TRANSPORTATION COORDINATION PLAN UPDATE UNMET NEEDS IDENTIFICATION AND STRATEGIES**

SECTION VIII details the process and approach to developing the 2012 Yuma Regional Transportation Coordination Plan Update; including information on YMPO's Regional Mobility Committee and its role in developing the region's unmet needs and strategies to address them.

**9. SECTION IX – THE YUMA REGION'S GRANT FUNDING REQUIREMENTS (2012-2014)**

SECTION IX details anticipated FTA Sections 5310/5316/5317 grant request for a 3-Year Horizon (2012, 2013, 2014).

**10. SECTION X – DEFINING BASELINE LEVELS OF SERVICE**

SECTION X provides direction on creating operating and coordination standards that help a region identify whether strategies have been successful and lead to the delivery of more trips from one year to the next.

**11. SECTION XI – APPENDICES**

SECTION XI provides supporting documentation and information including Vehicle Inventories and completed Community Mobility Inventory Surveys.

## **SECTION II - THE YUMA REGION**

The Yuma Region, much of which is open desert, is Arizona's most southwest border county and is approximately 30 minutes away from the Mexico border. Yuma County is home to more than 180 providers, including public, private and specialized providers. However, the majority of the providers (approximately 170) are privately owned taxis. While this offers the region's residents a variety of options to meet their transportation needs, it also creates untold confusion for those in need. In addition, this maze hampers the region's ability to coordinate services and provide needed transportation services.

### **A. GEOGRAPHY AND DEMOGRAPHICS**

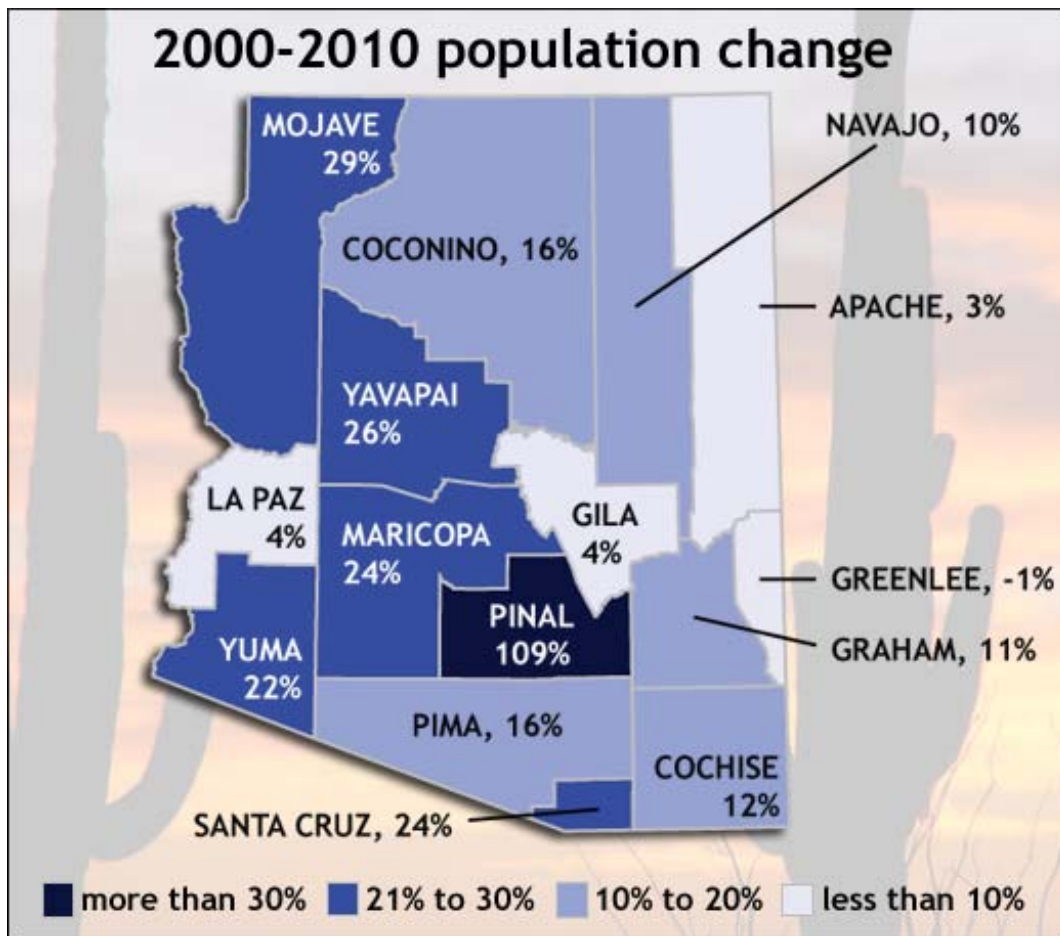
Yuma is located just below the confluence of the Colorado and Gila Rivers, in the southernmost part of the Colorado River Valley. The county has a total area of 5,518.96 square miles, with 35.5 persons per square mile (2010 U.S. Census).



### **2010 U.S. Census Data – Yuma Region**

Yuma's population is 195,751, which is an increase of 35,725 people or 22.3% since 2000. The elderly population (over 65) makes up for 15.7% of the total population, and those with disabilities, over the age of 5, is 47.6%, or 21,921. Unemployment in Yuma County has been at an all time high since July 2011 (32%), but has slowly declined to 23.1% (December 2011). These high unemployment rates have lead to a 33.3% of the population

that live below the poverty line, with a median household income of \$26,562. For those that are fortunate to have found employment in the region, they spend approximately 19.1 minutes to travel to work.



A big influence on trade, commerce and transportation within Yuma County is the close proximity to the Mexico border. Over 527,000 people cross the border into the United States every month, which contributes to the 55.3% of the population of non-English speaking individuals.

## **SECTION III - FEDERAL AND STATE TRANSPORTATION COORDINATION REQUIREMENTS**

### **A. FEDERAL COORDINATION REQUIREMENTS**

The August 30, 2006, proposed FTA guidance for each funding program included a chapter on the coordinated planning process. This chapter, which is identical in each program guidance, states that projects selected for funding from each program must be “derived from a locally developed, coordinated public transit-human services transportation plan” and that the plan be “developed through a process that includes representatives of public, private, and non-profit transportation and human services providers and participation by members of the public.”

Consistent with Executive Order 13330, SAFETEA-LU requires the establishment of a locally developed, coordinated public transit-human services transportation plan for the following human service transportation programs funded through the Federal Transit Administration (FTA):

#### ***Section 5310: Elderly Individuals and Individuals with Disabilities Program***

Section 5310 is a formula-based funding program for capital vehicle expenses that assist local private nonprofit and certain public agencies in delivering transportation to the elderly and disabled.

#### ***Section 5316: Job Access and Reverse Commute Program***

JARC was created to help address the transportation needs of unemployed and underemployed persons in accessing jobs. Public transit primarily serves people entering the central city area while entry-level jobs are being created in the suburbs. JARC programs should provide innovative ways to address this issue.

#### ***Section 5317: New Freedom Program***

The purpose of New Freedom is to expand transportation services for the elderly and persons with disabilities beyond what is required by the Americans with Disabilities Act (ADA).

### **B. STATE COORDINATION REQUIREMENTS**

The Arizona Department of Transportation (ADOT) is a multi-modal transportation agency serving one of the fastest growing areas of the country. ADOT is responsible for planning, building and operating a complex highway system in addition to building and maintaining bridges and the Grand Canyon Airport. ADOT strives to successfully deliver a range of transportation projects in an economic environment with fewer employees and declining resources, but continues to examine diverse, integrated transportation options for moving people and goods to create jobs and deliver economic and quality-of-life benefits for Arizona residents and businesses. ADOT's role is to assist policymakers by providing objective information that helps them decide the best solutions to connect communities across Arizona with the full range of resources available.

## **2012 Yuma Regional Transportation Coordination Plan Update**

As the state agency responsible for transportation, ADOT administers a number of federal transit programs, as well as appropriates state dollars for transit projects, including the Sections 5310/5316/5317 grant programs.

Requests for funding under these Programs will be reviewed for consistency with the Yuma County Regional Transportation Coordination Plan. Projects shall be considered derived from the Plan if they are consistent with, or embody, the goals, policies, or strategies incorporated with the Yuma County Regional Transportation Coordination Plan.

## **SECTION IV - REVIEW OF THE 2011 REGIONAL TRANSPORTATION COORDINATION PLAN UPDATE**

YMPO made significant strides in 2011 in improving mobility throughout the Yuma Region. Several efforts were created and implemented with the goal of ensuring the successful coordination of Human Services Transportation providers, maximizing the communities existing transportation resources, and bridging the gap between such operators and the region's public transit services.

### **A. 2011 REGIONAL TRANSPORTATION COORDINATION EFFORTS**

#### **1. Creation of the YMPO Regional Mobility Committee (RMC)**

The RMC, which was created in January 2011, was the first step in formalizing the region's efforts to improve Community Mobility. This body was comprised of agencies that provide transportation services in the region, as well as those agencies that provide transportation funding and/or represent transportation users. Founding RMC Member Agencies were:

- a. YMPO
- b. Horizon Human Services
- c. The ACHIEVE Human Services, Inc.
- d. Saguaro Foundation/Saguaro Transportation Service
- e. Crossroads Mission
- f. City of Somerton

#### **2. Creation of a Regional Coordination Mission Statement**

At the January 21, 2011 RMC meeting, members discussed the need for a mission statement that would create a shared vision for improving mobility and coordination in the region. The following mission statement was approved by the RMC:

“The YMPO Regional Mobility Committee will meet quarterly to identify unmet mobility needs, coordinate existing transportation resources, and identify opportunities for continued mobility funding and program expansion”.

This mission statement continues to be the language that drives the shared commitment of improving mobility coordination and planning in the Yuma region.

**3. Implementation of the Community Mobility Inventory Survey**

YMPO went to great lengths to understand the community's perspectives and opinions on the quality and quantity of transportation services. One tool used to collect such information was the Community Mobility Inventory Survey; which was administered to members of the RMC. The survey asked each member to:

- List the types of services provided,
- Identify three mobility and coordination outcomes they would like to accomplish,
- Identify the three biggest challenges they are currently facing,
- Identify short-term challenges they will be faced with (1-2 years),
- Identify long-term challenges they will be faced with (3-5 years), and
- Share their perception of the region's transportation service accessibility.

**4. Development of Regional Coordination Goals and Objectives (Identifying Unmet Needs and Challenges)**

Committee members shared the many successes, and challenges, of providing transportation services in the Yuma region. This discussion included the identification of several unmet needs and issues that the RMC committed to address. They are:

- Identifying ongoing (and new) sources of transportation funding,
- Maximizing the use of existing transportation resources,
- Meeting the region's demand for "after hours" transportation services,
- Effectively referring users to other (or more appropriate) transportation services,
- Serving remote rural areas, and
- Identifying/creating low-cost transportation options

**B. REPORT ON THE 2011 STRATEGIES AND GOALS FOR IMPROVING MOBILITY**

One of the biggest challenges facing communities upon completion of their Transportation Coordination Plan Update is in ensuring that the developed strategies and goals are accomplished. Several issues may affect a community's ability to successfully implement their strategies. They include the loss of key staff, unexpected challenges that demand the region's focus, and the loss of funding and other resources.

**1. Identifying Ongoing (and New) Sources of Transportation Funding**

Last year's plan stated that this strategy would be successful if the RMC identified at least one (1) new funding source and/or received a new funding award for one of its participating members.

**PROGRESS:** The Yuma Region was awarded a Mobility Management grant from Arizona Department of Transportation (ADOT). These funds were awarded to Saguardo Transportation in support of their efforts to create a transportation brokerage program. Specifically, these funds were awarded to support a regional Mobility Manager. The Mobility Manager is an employee of Saguardo Transportation Service and works in support of improving regional mobility. The Mobility Manager Job Description is Appendix V of this document.

**2. Maximizing the Use of Existing Transportation Resources**

Last year's plan stated that a goal for maximizing existing resources would involve two (2) or more providers would coordinate their services to improve mobility.

**PROGRESS:** Saguardo Transportation Service offered agencies the opportunity to receive transportation services and to participate in their brokerage program; allowing others to access their unused capacity.

**3. Meeting the Region's Demand for "After Hours" Transportation Services**

Last year's plan created a goal of identifying/creating a transportation provider that could offer "after hours" services.

**PROGRESS:** Saguardo Transportation Service has expanded their services to offer "emergency transportation". They define "emergency transportation" services as trips that are needed/provided outside of their normal hours of operation. This pilot project began in March 2012, and will be fully operational on July 1, 2012. In addition, it is expected that additional "after hours" providers will be identified as more agencies join their transportation coordination program.

**4. Effectively referring users to other (or more appropriate) transportation services**

Last year's plan detailed a goal of creating and distributing a Regional Mobility Guide.

**PROGRESS:** The Regional Mobility Committee (RMC) has expanded its membership, which has led to a greater number of agencies learning of the



services provided by other agencies. In addition, Saguardo Transportation Service is in the process of creating a One-Call/One-Click Mobility Management program that will allow residents to easily identify transportation options available to them.

**5. Serving remote rural areas**

Last year's plan detailed a goal of submitting at least one (1) grant application for the funding of services to remote areas of the region.

**PROGRESS:** Saguardo Transportation Service was awarded a 4x4 vehicle that will service remote areas of the region lacking paved roads.

**6. Identifying/creating low-cost transportation options**

Last year's plan detailed the creation of a list of low-cost alternatives

**PROGRESS:** Saguardo Transportation Service's creation of a brokerage system has also provided new transportation options in the Yuma region. Saguardo Transportation is able to provide high quality, low cost transportation services to agencies and individuals through teaming arrangements with participating Human Services Transportation providers.

**SECTION V – REGIONAL TRANSPORTATION PROVIDER INVENTORY**

**A. REGIONAL TRANSPORTATION INVENTORY**

The information below provides a snapshot of important operational characteristics of some of the region’s identified transportation services.

<b>AGENCY NAME</b>	<b>Annual Passenger Trips</b>	<b>Annual Vehicle Hours</b>	<b>Annual Vehicles Miles</b>	<b>Total Operating Budget</b>
<b>YCAT</b>	264,547	35,589	516,687	\$2,100,000
<b>SAGUARO TRANSPORTATION SERVICE</b>	54,000	147,000	1,728,000	\$1,158,000
<b>ACHIEVE</b>	4,400	51,840	150,000	\$354,000
<b>HORIZON</b>	9,312	4,230	82,284	\$606,676
<b>TOTAL</b>	<b>332,259</b>	<b>238,659</b>	<b>2,476,971</b>	<b>\$4,218,676</b>

**B. TRANSPORTATION PROVIDER INFORMATION**

There is one public transit provider serving the Yuma region, as well as several specialized transportation providers (non-profit and private), all of which are described below. Additional transportation providers in the Greater Yuma Area include City of San Luis, YCIPTA, WACOG-Area Agency on Aging and Quechan Senior Center.

**1. YUMA COUNTY INTERGOVERNMENTAL PUBLIC TRANSPORTATION AUTHORITY (YCIPTA)**

YCIPTA was formed under A.R.S. 28-9102 in December 2010, to operate, maintain, and administer public transportation services in Yuma County. YCIPTA operates the Yuma County Area Transit (YCAT) fixed route and Greater Yuma Area Dial-A-Ride (DAR) services for transit dependent populations, which include low-income residents, youth, seniors and persons with disabilities in the cities of Yuma, Somerton, San Luis, Yuma County, Cocopah Indian Tribe and Town of Wellton with recent expansion to Quechan/Fort Yuma Indian Reservation and Winterhaven, CA.

Aside from the county, YCIPTA members include the municipalities of

**2012 Yuma Regional Transportation Coordination Plan Update**

Yuma, Somerton, San Luis and Wellton, as well as Northern Arizona University-Yuma, Arizona Western College, Quechan Indian Tribe and the Cocopah Indian Tribe. Starting on July 1, 2012, YCIPTA will formally assume the administration and operations of YCAT and DAR services from YMPO.

**2. PUBLIC TRANSIT**

The combined services of Yuma County Area Transit (YCAT) and Greater Yuma Area Dial-A-Ride (DAR) provide approximately 265,000 trips per year. Vehicles operate 31,500 hours per year and accumulate almost 517,000 miles annually. Both YCAT and DAR are operated by First Transit Inc., which was awarded a three-year contract with two one-year options by YMPO in May 2011.

<b>Days of Operation</b>	<b>Hours of Operation</b>	<b>Fare Charged</b>	<b>Annual Passenger Trips</b>	<b>Annual Wheelchair Trips</b>	<b>Annual Vehicle Hours</b>	<b>Annual Vehicles Miles</b>	<b>Total Operating Budget</b>
Mon-Fri	5:50AM-7:30PM	\$2.00 - Basic	264,547	Not Reported	35,589	516,687	\$2.1M
Sat	9:30AM-6:30PM	\$1.00 - Discount					

<b>Coordinating with Other Agencies? (Yes/No)</b>	<b>Coordination Description / Agencies</b>	<b>Description of Clients Transported</b>
YES	Member of the YMPO Regional Mobility Committee	Not Applicable
YES	Contracts with Saguaro Transportation to provide non-ADA services	Seniors and People with Disabilities

**a. Yuma County Area Transit (YCAT)**

YCAT is the public transit service operating in Yuma County. Transit services operate throughout southwestern Yuma County, with limited evening and holiday service from the local colleges. The population served of those transit dependent, low income, students, seniors, youth, and persons with disabilities. Hours of operation vary by route, but most are Monday through Friday,

5:50 am – 7:30 pm with limited service to 11:00 pm, and Saturday from 9:30 am – 6:30 pm. Fares range are \$2.00 for basic riders and \$1.00 for discount riders. The program/operating costs for YCAT are \$2.1 million per year, with a total fleet of 17 vehicles.

**b. *Greater Yuma Area Dial-A-Ride (DAR)***

The complementary paratransit service (DAR) is available Monday through Saturday during the same operating hours as YCAT fixed route services. Due to service restructuring, only those who meet ADA eligibility requirements can access these services, and the service area has been decreased to a ¾-mile radius of the fixed route (YCAT) system. A \$4.00 fare has been implemented, and a 24-hour advanced reservation is required. Operating costs are approximately \$1.2 million per year, with a total fleet of 11 vehicles.

**3. RURAL / HUMAN SERVICES TRANSPORTATION PROVIDERS**

**a. *Saguaro Foundation/Saguaro Transportation Services***

Saguaro Foundation is a nonprofit human services organization that has been providing transportation services to the elderly and disabled of Yuma County for over 20 years. They have been ADOT grant recipients of Section 5310 for more than 10 years, and recipients for Sections 5316 and 5317 for the last few years as well. Saguaro Transportation Services is the transportation branch of the foundation, and currently provide more than 218,000 trips per year to over 6,220 individuals. In FY 2011, they accrued over 1.7 million miles in the 148,000 hours of services that their fleet of 40 vehicles provided.

Due to the recent changes in the Greater Yuma Area Dial-A-Ride service, many elderly and/or disabled individuals were left without access to any type of transportation services. YMPO worked with ADOT, YCIPTA and Saguaro Foundation to come up with a solution to this urgent need, and as a result, ADOT awarded Saguaro Foundation additional funds to provide transportation services to those individuals without transportation. The requests and need for services continue to be ongoing and, in turn, will cause the number of trips, mileage and service hours to increase. The current operating budget for the transportation branch of Saguaro Foundation is \$1.2 million.

**2012 Yuma Regional Transportation Coordination Plan Update**

Services are available Monday through Sunday, 24 hours per day.

Saguaro Foundation was selected in November 2011 at the Arizona Coordination Institute as a sub-regional mobility management agency for the Yuma region. A major part of their responsibility will include taking the lead on the development and operations of the One-call one-click center, aka SARA Rides, presently being planned. This call center is a result of coordination and collaboration with other human/social service agencies in the Yuma region that are in need of transportation services but are unable to provide them. As a result of their coordination efforts, they have been invited to attend the 2012 Mobility Management Conference in Long Beach, CA and have been nominated for an award for these ongoing efforts. They actively participate and attend the Regional Mobility Committee quarterly meetings hosted by YMPO.

<b>Days of Operation</b>	<b>Hours of Operation</b>	<b>Fare Charged</b>	<b>Annual Passenger Trips</b>	<b>Annual Wheelchair Trips</b>	<b>Annual Vehicle Hours</b>	<b>Annual Vehicles Miles</b>	<b>Total Operating Budget</b>
Mon-Sun	24 hours/day	\$4-\$7	54,000	13,000	147,000	1.728M	\$1.158M

<b>Coordinating with Other Agencies? (Yes/No)</b>	<b>Coordination Description / Agencies</b>	<b>Description of Clients Transported</b>
YES	Member of the YMPO Regional Mobility Committee	Not Applicable
YES	Provides non-ADA services for YCIPTA	Seniors and People with Disabilities
YES	Human Services Transportation Coordination Project - Developing MOU with other Agencies for the creation of a Regional One-Click, One-Call Center	Multiple client groups representing several Human Services agencies

- b. *Achieve Human Services, Inc. dba Yuma WORC Center***  
ACHIEVE Human Services, Inc. provides transportation to disabled individuals, including elderly, severe cognitive

**2012 Yuma Regional Transportation Coordination Plan Update**

disabilities, serious mental illness, and/or physical disabilities and are eligible for Title XIX services, ages 18 and up. Transportation services may include: contract work sites, to/from low-income housing, group supported employment, center-based employment, work adjustment training, job development and placement, and situational assessments. The normal operating hours are Monday through Friday, 5:00 am to 8:00 pm, and on an as-needed basis. Service area includes La Paz County, Yuma County to include Dateland, Wellton, San Luis, and Somerton, as well as a small portion of southern California including the Imperial Sand Dunes, El Centro and Blythe.

ACHIEVE has been involved in the coordination/collaboration process with YMPO and other agencies for a number of years, and are not only actively involved in the development of the One-call one click center, aka SARA Rides, but also quarterly Regional Mobility Committee meetings.

<b>Coordinating with Other Agencies? (Yes/No)</b>	<b>Coordination Description / Agencies</b>	<b>Description of Clients Transported</b>
YES	Member of the YMPO Regional Mobility Committee	Not Applicable
YES	Human Services Transportation Coordination Project - Developing MOU with other Agencies for the creation of a Regional One-Click, One-Call Center	Multiple client groups representing several Human Services agencies

***c. Horizon Human Services***

Horizon Human Services provides transportation to registered participants, which includes transport to and from day programs, therapy sessions, medical appointments, vocational services and recreational activities. The agency serves adults with mental health and/or substance abuse issues. A high percentage of these individuals served also have a serious mental illness. Horizon serves Yuma County, including greater Yuma area, San Luis, West Cocopah Reservation, Gadsden, Somerton, Foothills, Wellton and North Gila Valley. Hours of operation are Monday through Friday, 7:00 am to 5:00 pm and no fares are required of the riders. The agency's operating

**2012 Yuma Regional Transportation Coordination Plan Update**

budget for transportation is \$606,676. Representatives from the agency have been participating in collaboration and coordination efforts over the past two years and continuously attend the Regional Mobility Committee quarterly meetings.

Days of Operation	Hours of Operation	Fare Charged	Annual Passenger Trips	Annual Wheelchair Trips	Annual Vehicle Hours	Annual Vehicles Miles	Total Operating Budget
Mon-Fri	7AM-5PM	None	9,312	152	4,230	82,284	\$606,676

Coordinating with Other Agencies? (Yes/No)	Coordination Description / Agencies	Description of Clients Transported
YES	Human Services Transportation Coordination Project - Developing MOU with other Agencies for the creation of a Regional One-Click, One-Call Center	Multiple client groups representing several Human Services agencies
YES	Member of the YMPO Regional Mobility Committee	Not Applicable

***d. Crossroads Mission***

Crossroads Mission provides transportation for homeless men, women, children, the elderly and disabled. Services include transportation to medical appointments, rehabilitation services, employment searches, social service facilities, shopping, recreation, and social activities in both Yuma and La Paz Counties. They offer these services Monday through Sunday, 8:00 am to 5:00 pm. No further information was provided by the agency.

Days of Operation	Hours of Operation	Fare Charged	Annual Passenger Trips	Annual Wheelchair Trips	Annual Vehicle Hours	Annual Vehicles Miles	Total Operating Budget
Mon-Sun	8AM-5PM	None	Not Available	Not Available	Not Available	Not Available	Not Available

**2012 Yuma Regional Transportation Coordination Plan Update**

Coordinating with Other Agencies? (Yes/No)	Coordination Description / Agencies	Description of Clients Transported
YES	Member of the YMPO Regional Mobility Committee	Not Applicable

***e. Regional Center for Border Health, Inc.***

The Regional Center for Border Health, Inc. is a non-profit organization serving the Western Arizona rural counties located along the border of the Colorado River: La Paz, Yuma, and Mohave counties. They have been in operation for 18 years and address issues such as access to medical services for the uninsured and underinsured populations, aim to increase diagnosis and standards of healthcare, increase education and promotion of chronic illness prevention, increase capacity for schools and communities to promote wellness behaviors, and increase the management and control of chronic diseases. Representatives from the agency have been attending the Regional Mobility Committee meetings over the past year and are actively participating in the collaboration/coordination with other agencies in Yuma County. No operational information was provided.

Coordinating with Other Agencies? (Yes/No)	Coordination Description / Agencies	Description of Clients Transported
YES	Member of the YMPO Regional Mobility Committee	Not Applicable

***f. Cocopah Indian Tribe***

The Cocopah Indian Tribe through its participation with YCIPTA has YCAT bus service to their community, as the tribe was a recipient of FTA 5311 Tribal Transit funds in 2010. They received additional funds in 2010 to continue and expand the existing services. The services include connection to the current YCAT system of routes that serve the entire Yuma area, and



**2012 Yuma Regional Transportation Coordination Plan Update**

services that enable connection of the North reservation to the West Reservation with access to the tribal administration offices. Transportation is also provided to and from the Cocopah Casino and other points of interested in the Yuma region. A Cocopah representative has been actively participating in coordination efforts and attending the Regional Mobility Committee meetings that are held quarterly. No operational information was provided as the data for the tribe is reported through YCIPTA.

<b>Coordinating with Other Agencies? (Yes/No)</b>	<b>Coordination Description / Agencies</b>	<b>Description of Clients Transported</b>
YES	Member of the YMPO Regional Mobility Committee	Not Applicable

Should include City of Somerton and City of San Luis Senior Bus Programs.

**4. PRIVATE OPERATORS**

**a. *Yuma City Cab***

There are over 180 taxi/cab companies that operated in Yuma County. For years, YMPO has been trying to get at least one of these companies to participate in the coordination process. Until this past year, this was almost impossible. At the last Regional mobility Committee meeting in December 2011, and owner/operator of Yuma City Cab attended the meeting. After the numerous topics and discussions of this meeting, Mr. John Li committed to be a stakeholder and active participant in coordination/collaboration efforts. Mr. Li will be a provider listed with the One-call one click center as well.

<b>Coordinating with Other Agencies? (Yes/No)</b>	<b>Coordination Description / Agencies</b>	<b>Description of Clients Transported</b>
YES	Has committed to be a provider in the Regional One-Click, One-Call Center	Multiple client groups representing several Human Services agencies
YES	Member of the YMPO Regional Mobility Committee	Not Applicable



## **SECTION VI – FTA SECTION 5310/5316/5317 GRANTS**

### **A. SERVICE PRIORITIES**

The following preliminary priorities were established for funding the FTA 5310, 5316 and 5317 programs. These may be refined in future years.

- 1. Need**  
Projects that address a demonstrated need.
- 2. Effective use of funds**  
Projects that provide (or facilitate) a high volume of trips given the resources expended.
- 3. Collaborative process**  
Projects developed through a collaborative planning (project development) process.
- 4. On-street coordination**  
Projects that demonstrate the sharing of resources. For example, projects showing multiple client use of vehicles will have a higher priority than single-agency services.
- 5. Operational capability**  
Projects that are operationally feasible and demonstrate accessibility, safety/training and effective maintenance.
- 6. Management capability**  
Grantee agencies that demonstrate strong management capability.

### **B. EVALUATION CRITERIA**

Regional evaluation teams assembled by COGs and MPOs will provide initial review of applications for FTA projects. This review process was initially established to assess and rank FTA 5310 applications each year. After the regional review, the COGs and MPOs forward their prioritized award recommendations to ADOT for its review of overall program compliance and budget impact, prior to the Department's statewide grant submittal to the FTA.

Beginning in 2007, this same process has been used for the 5316 and 5317 programs in all regions except Maricopa and Pima counties, which have their own 5316 and 5317 review schedules. The evaluation criteria that ADOT uses to evaluate projects are included in each grant application packet. The regional reviewers are encouraged to use the same criteria.

## **C. THE YUMA REGION'S PROJECTS SEEKING FEDERAL FUNDING**

The list below reflects actual grant requests for in 2011/2012. For future Plan Updates, YMPO will assist agencies in planning for future capital needs. Multi-year capital needs will be identified in future Plan Updates.

\*The Mobility Management category is a newly created by ADOT. Awards in this category will be funding from one of the three (3) FTA Grant Programs. ADOT will determine which program Mobility Managements requests will be funded from.

- 1. FTA Section 5310 – Elderly & Disabled Transportation Capital**
  - a. Saguaro Foundation – two (2) cutaway with lifts, four (4) minivans with ramps, one (1) stretcher van*
  - b. ACHIEVE Human Services, Inc. – three (3) 7-passenger minivans without lifts*
  
- 2. FTA Section 5316 – Job Access/Reverse Commute**
  - a. YCIPTA – Funding for:*
    1. Continue YCAT Evening and Saturday Services
    2. Limited Deviated Fixed Route Service in Fortuna Foothills
    3. Commuter Service between Yuma and Yuma Proving Ground, Gowan Milling and General Motors
  - b. Saguaro Foundation – one (1) maxivan without lift and Job Training funding*
  
- 3. FTA Section 5317 – New Freedom**
  - a. Saguaro Foundation – one (1) maxivan without lift and operational funding to provide trips to critically ill individuals*
  
- \*4. Mobility Management Funding**
  - a. Saguaro Foundation – Funding for the creation and operation of a Regional Transportation Coordination Program (One-Call/One-Click)*

## **SECTION VII – 2012 YUMA REGIONAL COORDINATION PLAN UPDATE PROCESS AND APPROACH**

### **A. APPROACH TO COORDINATION IN YUMA**

It continues to be YMPO’s goal to improve coordination of existing transportation services in the Yuma Region. YMPO and participating agencies have found it necessary to develop a regional process for identifying local and regional gaps in transportation services, as well as any barriers that may be prohibiting potential users from accessing existing transportation services.

This Plan also attempts to create a “customer-centered” approach to finding transport solutions for the region's residents. These solutions can range from ridesharing services, technological solutions, conventional transit, and volunteer programs. This “customer-centered” approach looks at the mobility needs first, and then seeks to employ mobility management techniques to match the appropriate modal choice to the passenger.

#### **1. REGIONAL INITIATIVE**

The YMPO’s Regional Transportation Coordination Plan was created in 2007 to identify local and regional transportation and mobility coordination gaps and barriers that exist in the YMPO planning area. This document also addresses the planning requirements for a Coordinated Public Transit-Human Services Transportation Plan mandated in SAFETEA-LU legislation and subsequent guidance from the FTA.

#### **2. LEAD AGENCY**

YMPO was designated by ADOT as the lead agency for coordination efforts in the Greater Yuma region. YMPO is responsible for the Annual Regional Transportation Coordination Plan Updates. In order to include active involvement of providers and funding agencies in coordination and collaboration efforts, as well as reflect the needs of its many diverse communities, YMPO created the Regional Mobility Committee to assist with plan updates share the community’s perspectives on mobility.

### **B. PUBLIC INVOLVEMENT PROCESS**

Stakeholder involvement is the key to successful planning. Identifying and engaging the appropriate organizations and individuals in planning efforts is critical to identifying the needs of the target population(s), the needs of the community/region, the transportation services available, and the identification of new solutions.

Outreach efforts are detailed below.

**1. REGIONAL MOBILITY COMMITTEE**

In January 2011, YMPO created a Regional Mobility Committee (RMC) to ensure the active involvement of transportation providers and funding agencies. An active RMC also ensures that each Plan Update reflect the needs of its many diverse communities. The RMC is comprised of agencies that provide transportation services in the region, as well as those agencies that provide transportation funding and/or represent transportation users.

Over 30 letters and emails were sent to various human and social service agencies throughout the Greater Yuma region inviting them to participate in coordination planning meetings and to join YMPO's Regional Mobility Committee.

Quarterly Regional Mobility Committee meetings were held throughout 2011 (January 21<sup>st</sup>, April 26<sup>th</sup>, August 31<sup>st</sup>, December 14<sup>th</sup>) at facilities that included the Yuma County Health Department, the Yuma Palms Regional Center Corporate office, and most recently at the Yuma County Library District - Main Branch.

**a. MISSION STATEMENT**

The RMC adopted the following mission statement in 2011 that was based on creating a shared vision for improving mobility and coordination in the region:

“The Regional Mobility Committee (RMC) is committed to identifying unmet mobility needs, coordinating existing transportation resources, identifying opportunities for continued mobility funding, program improvement and expansion”

**b. REGIONAL MOBILITY COMMITTEE ROSTER – 2012/2013**

**Deena Fetzer**  
Achieve Human Services

**Edwardo Castro**  
Saguaro Transportation  
Services

**Marsha Ashcroft**  
Horizon Human Services

**John Andoh**  
YCIPTA

**2012 Yuma Regional Transportation Coordination Plan Update**

**Karin Meza**  
City of San Luis

**Elisa Davis**  
Western Arizona Council of  
Governments

**Michael Van Guilder**  
Saguaro Foundation

**Sharon Williams**  
City of San Luis Planning &  
Zoning

**Paul Soto**  
Cocopah Indian Tribe

**Mariajose Almazan**  
Regional Center for Border  
Health

**Myra Garlit**  
Crossroads Mission

**John Li**  
Yuma City Cab

**Adriana Mares**  
Horizon Human Services

**Louie Galaviz**  
City of Somerton Parks &  
Recreation

**Ines Pampara**  
Regional Center for Border Health

**Adrianna Arellano**  
Saguaro Foundation

**2. REGIONAL MOBILITY INVENTORY SURVEY & FINDINGS**

2012 is the second year that the YMPO is using the Regional Mobility Inventory Survey tool. This tool asks regional representatives and transportation operators to share their perspectives on mobility in the Greater Yuma Area. The survey asked each member to:

- a. List the types of services provided in the region (to their knowledge),
- b. Identify three mobility and coordination outcomes they would like to accomplish,
- c. Identify the three biggest challenges they are currently facing,
- d. Identify short-term challenges they will be faced with (1-2 years),
- e. Identify long-term challenges they will be faced with (3-5 years), and
- f. Share their perception of the region's transportation service accessibility.

The results of the survey showed that the community is in need of

- a. Improved mobility for residents,
- b. Improving mobility skills of current/future users,
- c. Increase accessibility of transportation services, and
- d. Provide alternatives to Paratransit services

## **2012 Yuma Regional Transportation Coordination Plan Update**

When the agencies were asked to identify challenges they (or their clients/constituents) are facing in the Yuma region, consensus identified these three (3) issues:

- a. Need for effective Coordinated Mobility Planning,
- b. Need for increased understanding of the community's transportation needs, and
- c. Need for coordination with other transportation providers.

There was a split consensus over the issues of the accessibility of existing transportation services. Half of the respondents stated that services are Accessible to some, while the other half stated that services are Accessible to Few. These opinions show that the transportation services in the Yuma Region have an opportunity to improve the actual and/or perceived accessibility of their services.

Other comments included concerns over growing costs of operating services, negative perceptions by elected officials and agencies, and the increase of the older adult population. In addition, 50% of respondents stated that both Coordination and Availability of Transportation Services have improved since last year.



## **SECTION VIII – 2012 REGIONAL COORDINATION PLAN UPDATE UNMET NEEDS IDENTIFICATION AND STRATEGIES**

### **A. THE YUMA REGION’S UNMET NEEDS**

YMPO’s and the Regional Mobility Committee’s (RMC) efforts to identify the region’s unmet needs are ongoing and constant. At each RMC meeting, past Unmet Needs are considered; while any new Unmet Needs are identified. This process allows the RMC and its members to meaningfully consider the community’s ever constant and changing need for effective and low-cost transportation services. During 2011’s RMC meetings, the Committee found that, while progress on past Unmet Needs has been made, more time is needed to adequately address them. As such, the Committee decided to reaffirm the 2011 list of Unmet Needs for 2012.

The Unmet Needs that the RMC identified are:

1. Identify ongoing and new sources of transportation funding
2. Maximize the use of existing transportation resources
3. Meet the region’s demand for after hours transportation services
4. Effectively refer users to appropriate transportation services
5. Serve the remote rural areas
6. Identify and/or create low-cost transportation options

### **B. STRATEGIES FOR ADDRESSING UNMET NEEDS**

While identifying the region's Unmet Needs is important, creating effective strategies for addressing them is equally as important. Both pieces are required in order to improve the actual and perceived availability and accessibility of transportation services in the Yuma Region.

YMPO and the RMC will improve the coordination of existing providers by:

1. Updating the inventory of existing transportation providers.
2. Improving the process for marketing existing transportation services, and
3. Identifying unmet transportation needs and utilizing this information in the future planning and coordination of transportation and mobility services.

#### **1. Goals and Objectives for Addressing Yuma Region’s Unmet Needs**

##### ***a. Identify existing and new sources of transportation funding***

The RMC and YMPO believe that identifying existing and new sources of transportation coordination funding is important in order to help improve existing coordination efforts and creating future services that meet the needs of the region. In supporting these efforts, YMPO will continue to:

1. Identify potential funding sources,
2. Present funding updates quarterly to the RMC, and

3. Act as the lead agency in the development and management of coordination funding.

This strategy will be successful if one non-FTA funding source is identified and secured. One significant challenge that the Yuma Region must consider is the possibility of FTA reducing or eliminating Sections 5310/5316/5317 grant funding. Securing non-FTA funds will help ensure that existing and future mobility programs can provide sustainable transportation and mobility services.

**b. *Maximizing the use of existing transportation resources***

YMPO and the RMC will create opportunities for the coordination of transportation resources by motivating this discussion at the quarterly meetings. YMPO will also encourage discussions to be held between agencies when a new service is requested by a community member that cannot be performed by existing transportation services, or when a new service is created.

A successful coordination program will show significant progress towards the creation of the Regional One-Call/One-Click program being developed by Saguaro Transportation.

**c. *Meeting the region's demand for after hours transportation services***

There is currently one agency (Saguaro Foundation) participating in the coordination efforts that operate 24-hours per day, 7 days per week. YMPO and the RMC will continue to discuss ways to increase the availability of transportation options for late evenings and Sunday service. This may include, but not be limited to, the use of taxicabs to provide service. YMPO and the RMC will also continue working on securing funding to help pay for these after hour services.

A successful coordination effort will have identified/created one (1) new service that offers "after hours" transportation services.

**d. *Effectively referring users to appropriate transportation services***

Perhaps the most important effort to be undertaken by the YMPO and RMC is regarding the collection of transportation service information (service information such as fare, hours of operation, contact information, etc.) and the distribution of such information throughout the region.

YMPO will begin an inventory exercise that will collect the previously described service information and design a Regional Mobility Guide to be distributed throughout the region. The Guide will be primarily distributed to community referral staff such as social workers,

hospital staff, municipal staff, so that they may use the information to help refer a community member to the most appropriate service. This referral information will also be put on various website in order for the community to access this information directly.

A successful referral program will have completed the transportation service information collection process, published and distributed the Guides, and placed the service information on appropriate websites.

***e. Serving remote rural areas***

The Yuma region is very large and the community has found it difficult to develop and provide cost-effective transportation services that reach every corner of the county. While there are several services that reach the more remote rural areas of the Yuma region, they are often too expensive for many in the community. YMPO will lead the efforts to identify funding in order to assist rural residents in accessing dependable and low-cost transportation services.

A successful program will have obtained funding for these services and begun operation of such services. Progress towards this effort can also be achieved by connecting users with transportation providers serving remote areas and through the development of a “transfer” system whereby users take two or more services in order to get their transportation needs met.

***f. Identifying/creating low-cost transportation options***

There are many approaches to identifying and creating low-cost transportation options. Through the completion of the transportation service inventory, YMPO and the RMC will have identified any existing services offering any type of low-cost transportation services. In addition, partnering with taxi companies may also prove to assist in addressing this issue.

A successful program will have identified and implemented cost-saving approaches to help reduce the costs of operating transportation services. This strategy, along with securing grant funding, will allow operators to provide their services at little or no cost to users.

**SECTION IX – THE YUMA REGION’S GRANT FUNDING REQUIREMENTS (2012-2014)**

**A. 3-YEAR FUNDING PROJECTION**

An important part of any plan is the projection of anticipated levels of funding. YMPO has been committed to developing meaningful strategies to improving the mobility options throughout the Greater Yuma Area. These strategies can only be accomplished with sufficient and ongoing resources.

The table below projects the next three (3) years of anticipated FTA Sections 5310/5316/5317 funding requests. The 2012 funding requests have been submitted to ADOT for their consideration.

*By no means does this table imply that only YCIPTA, Saguaro Transportation, and Yuma WORC Center may apply for grants in years 2013 and 2014.*

\*Mobility Management funding has been included in the 5317 totals.

	2012			2013			2014		
	REQUESTED			ANTICIPATED			ANTICIPATED		
AGENCY	5310	5316	5317*	5310	5316	5317*	5310	5316	5317*
YCIPTA		\$446,760			\$469,098			\$492,552	
SAGUARO TRANSP.	\$328,398	\$121,960	\$538,587	\$344,818	\$128,058	\$565,516	\$362,059	\$134,461	\$593,792
YUMA WORC CENTER	\$74,898			\$78,643			\$82,575		
<b>TOTAL</b>	<b>\$403,296</b>	<b>\$568,720</b>	<b>\$538,587</b>	<b>\$419,461</b>	<b>\$597,156</b>	<b>\$565,516</b>	<b>\$444,634</b>	<b>\$627,013</b>	<b>\$593,792</b>
	<b>\$1,510,603</b>			<b>\$1,582,133</b>			<b>\$1,665,439</b>		

## **SECTION X – DEFINING BASELINE LEVELS OF SERVICE**

### **A. THE CASE FOR DEFINING BASELINE LEVELS OF SERVICE**

This federally mandated planning process details many strategies and suggestions for ensuring that the transportation options available in a community are effectively coordinated. In addition, the Plan provides an opportunity to create a comprehensive approach to awarding FTA Sections 5310/5316/5317 grants. Defining baseline levels of service and coordination is the first step towards determining whether such strategies have created positive benefits and, more specifically, enabled a region to deliver more trips than the previous year.

### **B. THE YUMA REGION'S APPROACH TO DEFINING BASELINE LEVELS OF SERVICE**

Since baseline levels of services help gauge whether a community's mobility program is improving over time, different methodologies of gauging such improvement exists. These can include the number of trips provided, the amount of transportation funding invested in the community, and the number of agencies participating in a coordinated system who provided operational data on their transportation program. Data from four (4) agencies was collected (YCIPTA, Saguaro Transportation Service, Achieve and Horizon).

For the purposes of creating a baseline level of service for the Yuma Region, all three measures will be employed.

#### **1. Number of Trips Provided**

By tracking the number of trips provided by participating agencies each year, YMPO can determine if their approaches and strategies to improving coordination have been successful.

#### **2. Grant Funding Secured**

The amount of funding spent on transportation services within a region is often a reflection of the quantity and quality of services provided. It is anticipated that an increase in transportation funding each year will lead to more trips being provided; as well as new services to help address Yuma's Unmet Needs.

#### **3. Number of Participating Agencies**

Regional Mobility Programs see increased success as the number of participating agencies increases. YMPO will continue to identify and recruit agencies in order to increase participation in the Regional Mobility Committee. While there are sixteen (16) agencies participating in the RMC process, only four (4) agencies provided operational data. It is this data that helps YMPO create these Baseline Levels of Service.

**C. THE YUMA REGION'S BASELINE LEVELS OF SERVICE - 2011**

The table below provides quantifiable information on the three baseline measures identified above.

<b>YEAR</b>	<b>NUMBER OF TRIPS PROVIDED</b>	<b>TRANSPORTATION FUNDING</b>	<b>NUMBER OF PARTICIPATING AGENCIES</b>
<b>2011</b>	<b>332,259</b>	<b>\$4,218,676</b>	<b>3</b>

**D. PROJECTED 2012 LEVELS OF SERVICE**

The 2011 Levels of Service data will help the region determine whether improvements have been made with regards to transportation services. The table below details goals for increasing the Number of Trips Provided in 2012, the amount of Transportation Funding spent in the region, and the number of Agencies providing transportation services AND providing operational data.

<b>YEAR</b>	<b>NUMBER OF TRIPS PROVIDED</b>	<b>TRANSPORTATION FUNDING</b>	<b>NUMBER OF PARTICIPATING AGENCIES</b>
<b>2012</b>	<b>349,500</b>	<b>\$4,700,000</b>	<b>5</b>

**SECTION XI - APPENDICES**

**APPENDIX I – NOTES OF THE JANUARY 21, 2011, REGIONAL MOBILITY COMMITTEE MEETING**

Notes from the  
YUMA REGIONAL TRANSPORTATION COORDINATION PLAN UPDATE  
MEETING - JANUARY 21, 2011

Present: Sharon Williams, City of San Luis  
Adrianna Arellano, Saguaro Foundation  
Edwardo Castro, Saguaro Transportation  
Michael Van Guilder, Saguaro Foundation  
Deena Fetzer, Excel Group/Yuma WORC Center  
Marsha Ashcroft, Horizon Human Services  
Ines Pampara, Regional Center for Border Health  
Oscar Franco, Regional Center for Border Health  
Judy Arnold, Helping Hands  
Rodney Rinehart, Town of Wellton  
Loretta Crimi, ADOT  
Teri Kennedy, ADOT  
Jess Segovia, Navigator Mobility Consulting  
Norma Lekan, YMPO

Norma Lekan of the YMPO introduced herself as the Mobility Manager for YMPO and thanked everyone for participating. She also introduced Jess Segovia of Navigator Mobility Consulting - YMPO's transit and mobility management consultant.

Each participant introduced themselves and the role that they service in their agency regarding transportation. Participants were also asked to express their expectations with regards to the workshop and coordination in their community. Many comments reflected a general sentiment that the region can benefit from coordination efforts and regular meetings. A full list of comments is below:

1. How YMPO area coordinates transportation services.
2. See how kick-off of first transportation coordination meeting goes.
3. Working with City of Somerton on safety issues regarding bicycle riding/bicycle paths.
4. Work with other agencies to coordinate transportation and training.
5. Collaboration with other agencies; 60 difference agencies that are transportation-related and half of the capacity is not used.
6. Breakdown the barriers to create collaboration efforts.



## *2012 Yuma Regional Transportation Coordination Plan Update*

7. Interested in coordinating with other agencies to help those in the community needing services.
8. Grant writing resources.
9. Transportation needs within the City of San Luis.
10. Volunteer organization – transportation issues.
11. Collaborating and discovering new strategies/ideas regarding transportation.

Loretta Crimi of ADOT also shared that coordination meetings like these are mandatory if applying for any type of grant administered by ADOT.

Mr. Segovia began facilitating a discussion that focused on creating an approach to improving the Yuma Region's mobility (PowerPoint presentation attached in Appendix). The discussion began with a brief review of the coordination efforts identified in the last RTC Plan Update. Comments included:

1. AHCCCS bidding procedure has changed. Now goes according to capacity and availability.
2. Unmet needs results in higher cost of services. E.g., taxi can be up to \$60 for a 1-way trip for 2 people.
  - a. Need to offer more choices.
  - b. Need to offer more cost-effective services.
3. Coordination
  - a. Database of providers and services.
  - b. Maximize vehicles.
4. Other contracts are not allowing provider to pick-up riders that are not qualified under program requirements. E.g., no child is allowed to ride with adult riders.
5. Billing and insurance issues in regards to coordinating with other agencies.
6. Tucson has CHIT program - taxi vouchers; DES/DDD/RSA also has taxi voucher program.
7. Focuses on low income and elderly. However, there are others that need to be considered:
  - a. Students
  - b. Blue-collar workers, YPG
  - c. School bus services have been cut
  - d. Current transit routes and hours have been cut
    - i. Possible shuttle service

All of these issues/concerns affect Economic Development in our community.

Mr. Segovia then led the group through an evaluation of services in order to identify any unmet needs in the community. A list of unmet needs was identified by the group:

## 2012 Yuma Regional Transportation Coordination Plan Update

1. Groups and populations affected:
  - a. Workers
  - b. Students
  - c. Tribes/Reservations
    - i. Quechan Tribe currently doing a transit study
    - ii. Cocopah is considering a shuttle service
2. Creating new service(s)
  - a. Need is out there but not everyone knows about the need (public, other providers/agencies, etc.)
  - b. No monies available for advertising

All past unmet needs are still applicable:

1. Overflow capacity and certain times of the day
2. Population growth
3. Serving remote areas, i.e., Quechan Reservation

Question: Is rider population or community lacking service?

1. Border crossing at San Luis
    - a. There's been a significant increase in number of pedestrian crossing the border – approximately 4,000/per day, of which 600 – 1,100 of these are bicyclists. Employers are picking up worker (AG business) ½ mile from border and taking them to ride on company bus to work site (fields).
  2. Cab/taxi system
    - a. There are currently over 150 different taxi companies, which make the competition unreal. There are no rules or regulations regarding licensing. City officials need to look at rules, regulations, safety standards and costs involved with operating taxis/cabs.
  3. Look at possibility of major employers to sponsor/fund transportation to/from work and/or job sites
  4. Improve marketing
  5. Identify missed transportation-related funding opportunities
- Lack of service in the community:
- a. Library
  - b. Schools
  - c. After-hours
  - d. Insurance issues
  - e. Training
  - f. Maintenance costs
    - i. In future, can ADOT provide maintenance services at a lower cost?
    - ii. STS has certified mechanics to service wheelchair lifts.

## *2012 Yuma Regional Transportation Coordination Plan Update*

- iii. Can Arizona Bus Sales rep come to Yuma one time a month to perform repairs instead of sending vehicle to Phoenix for repairs?
- iv. Maintain what is currently obtained at a reasonable cost.
- g. Funding
  - i. Grant opportunities and applications.
- 6. Next survey to applicants needs to measure
  - a. Capacity
  - b. Number of staff involved
  - c. Budget
- 7. Provide clear definition of Mobility Management
- 8. Create more effective messages

After the group identified the region's unmet needs and other issues requiring improvement, Mr. Segovia lead the group in a discussion focusing on identifying solutions to these unmet needs. These strategies include:

- 1. Create RMC
- 2. Create Regional Mobility Guide
  - a. Distribute to appropriate agencies/individuals, etc.
- 3. Track "missed" opportunities regarding services and coordination
  - a. Form consisting of the need and why it wasn't met
- 4. New and greater resources
- 5. Identify "lead" mobility coordination agency/staff
- 6. Others
  - Check with local library to see what courses they offer
  - a. Providing food, lodging, etc. are too costly and this is why there usually is no participation.
- 7. Information sharing process
  - a. There are no regional efforts.
  - b. Once RMC is created, create a regional 800 telephone number for mobility information; possibly put the number on agency vehicles
  - c. Detailed inventory of existing services and gatekeepers
  - d. Need printed and online materials (RM Guide)
  - e. Tracking of "missed" opportunities
  - f. Standing RMC meetings
  - g. Participating in community events
  - h. Possible advertising inside the YCAT buses – can this be done?

Mr. Segovia then identified specific characteristics of a successful Regional Mobility Committee, which the participants agreed would be created. Those characteristics include:

## *2012 Yuma Regional Transportation Coordination Plan Update*

1. Defining membership criteria
2. Issues to address (i.e., can this group help support with the taxes for transit?)
3. Development of a Mission Statement:  
“The YMPO Regional Mobility Committee will meet quarterly to identify unmet mobility needs, coordinate existing transportation resources, and identify opportunities for continued mobility funding and program improvement expansion.”
4. Timeline for implementing strategies

The participants then discussed next steps, which included:

1. Completing a provider/agency inventory
2. Obtaining Operating information for plan update
3. Reviewing Draft RTC Plan Update (estimated to be available on February 8, 2011)
4. RTC Plan Update to YMPO Executive Board for approval in March, 2011.

Issues to be discussed at the next Regional Mobility Committee meeting include:

1. Next meeting will be in April and agencies will be notified.
2. Discussions will include:
  - a. Identify list of projects seeking funding
  - b. Continue identifying unmet needs
  - c. Create timelines for Plan update strategies
  - d. Identify and include vital community gatekeepers
  - e. Finalize Mission Statement

**APPENDIX II – NOTES OF THE APRIL 26, 2011, REGIONAL MOBILITY COMMITTEE MEETING**

**Notes from the  
YUMA REGIONAL MOBILITY COMMITTEE MEETING  
APRIL 26, 2011**

Present:      Edwardo Castro, Saguaro Transportation  
                  Michael Van Guilder, Saguaro Foundation  
                  Deena Fetzer, ACHIEVE/Excel Group  
                  Marsha Ashcroft, Horizon Human Services  
                  John Starkey, City of San Luis  
                  Warren Quirk, ACHIEVE/Excel Group  
                  Fernando Lopez, First Transit, Inc. (Dial-A-Ride & YCAT)  
                  Jess Segovia, Navigator Mobility Consulting  
                  Norma Lekan, YMPO

Norma Lekan of the YMPO welcomed everyone to the meeting and thanked everyone for participating. She re-introduced Jess Segovia of Navigator Mobility Consulting - YMPO's transit and mobility management consultant.

Each participant introduced themselves and the role that they serve in their agency regarding transportation.

John Starkey suggested that Comite De Bienestar be invited to these meetings as they are a transportation provider in San Luis, AZ.

Mr. Segovia reviewed the strategies that were developed at the previous meeting, as well as the implementation of the strategies.

Participants were asked for goals and objectives of the committee, and the following list is the committee's high priorities:

1. Serving remote areas.
2. After-hours service in remote areas.
3. Identify new funding for existing and new services.
4. Coordination of services/Creating brokerage.
5. Sharing agency information and inventory with public.
6. Competition with taxis and other transportation companies – no government rules/regulations to comply with, no licensing requirements, jurisdictional issues.

## *2012 Yuma Regional Transportation Coordination Plan Update*

Mr. Segovia asked all agencies to compile the following information: Company name, type of services offered, days and hours of operation, clientele served, stakeholders, current fuel usage (type and gallons per month), and maintenance (costs, frequency, and where work is done [i.e., in-house, garage, etc.]) This information needs to be submitted to Norma at the YMPO office prior to the next meeting in July. YMPO will check with ADOT to see if ADOT grant recipients can enter into a contract with ADOT for vehicle maintenance. Marsha Ashcroft of Horizon Human Services asked if her agency could enter into a contract with First Transit to perform PM on their vehicles, and Mr. Segovia replied that he would look into these issues.

The Committee was asked to identify any additional unmet needs that were not addressed at the last meeting, but no other needs were identified.

When asked to identify vital community gatekeepers, attendees identified Yuma Regional Medical Center.

The Committee decided to change the mission statement:

“The Regional Mobility Committee (RMC) is committed to identifying unmet mobility needs, coordinating existing transportation resources, identifying opportunities for continued mobility funding, program improvement and expansion”.

Other regional mobility issues that were discussed included bulk purchasing and fuel. Bulk purchasing included insurance and supplies, and fuel consisted of the costs. Mr. Segovia asked agencies to gather information such as required insurance amount and costs, and details on supplies purchased such as items, quantity and frequency. In regards to fuel, Ed Castro of the Saguaro Foundation stated that his agency has an agreement with Sellers Petroleum to purchase fuel at a discounted rate. He suggested that the other agencies contact them.

There was then an open discussion regarding the ADOT grant application programs and procedures. The following issues were noted:

1. Feedback re: priority list/rankings (recommendations from TAC).
2. Notification from ADOT on past FY awards.
3. This year for the first time, there was a question on the application about Union employees. Mr. Van Guilder asked if this information is taken into consideration by ADOT when making decisions.
4. Delivery timeline of 15-18 months is too long.

## **2012 Yuma Regional Transportation Coordination Plan Update**

5. Requests and processes will not work in this region, i.e. interview panels, etc.
6. Applications (PDF) themselves have too many errors/bugs and therefore results in frustration.

The Regional Transportation Coordination Plan Update was then distributed to all attendees. They were informed that this update included the notes from the January 2011 meeting.

The next meeting was set for Wednesday, July 20, 2011 at 10:00 am at the Library.

**APPENDIX III – NOTES OF THE AUGUST 31, 2011, REGIONAL MOBILITY COMMITTEE MEETING**

**Notes from the  
YUMA REGIONAL MOBILITY COMMITTEE MEETING  
AUGUST 31, 2011**

Present:      Edwardo Castro, Saguario Transportation  
                  Deena Fetzer, ACHIEVE/Excel Group  
                  Elisa Davis, WACOG  
                  Marsha Ashcroft, Horizon Human Services  
                  Karin Meza, City of San Luis  
                  Don Kilner, First Transit, Inc.  
                  Paul Soto, Cocopah Indian Tribe  
                  John Andoh, YCIPTA  
                  Norma Lekan, YMPO

Norma Lekan of the YMPO welcomed everyone to the meeting and thanked everyone for participating. Each participant introduced themselves and the role that they serve in their agency.

The strategies/priorities were reviewed and asked if anything else needed to be added.

7. Serving remote areas.
8. After-hours service in remote areas.
9. Identify new funding for existing and new services.
10. Coordination of services/Creating brokerage.
11. Sharing agency information and inventory with public.
12. Taxis and other transportation companies – no government rules/regulations to comply with, no licensing requirements, jurisdictional issues.

The Unmet needs were also reviewed – no other needs were identified at this time.

Mrs. Lekan then informed the committee about Mobility Management and her role. She has been designated as the Regional Mobility Manager by ADOT. Saguario Foundation has applied for mobility management funds through the ADOT 5316 and 5317 grants and will be working closely with Mrs. Lekan in the mobility management field. Mrs. Lekan added that she is currently working on a Regional Mobility Guide that will include transportation



## *2012 Yuma Regional Transportation Coordination Plan Update*

providers as well as major transportation companies such as Amtrak, Greyhound, and a select number of taxis. This should be completed by early spring.

The group also discussed discount fuel purchasing. Achieve reported that they use Sellers and/or McNeece and Saguaro utilizes Sellers. Karin Meza reported that the City of San Luis is currently using McNeece/Pacific Pride and paying approximately \$3.18; however there is a possibility that they may be getting their own fuel yard. If this happens, there may be a possibility of IGA's with other entities.

Mrs. Lekan reported that vehicle maintenance is currently not available through ADOT. However, Saguaro has offered to perform maintenance services for any of the providers needing maintenance. Saguaro also offers home maintenance and repairs.

Elisa Davis reported on WACOG transportation services. They currently offer 2 types of transportation: prequalified by DES, aging and not income based, and the majority of utilize Dial-A-Ride. The second is Rider Assistance and includes volunteers and mileage reimbursement.

John Andoh provided information on YCAT and DAR. YCAT changes include restarting the Red Route, AWC offering fees for students/teachers and evening services, and the City of Yuma contributing \$200,000 back to YCAT services.

The committee discussed funding opportunities and resources and the following grant opportunities were reported:

1. Unionpacific.com = \$5,000 grant for community advantages
2. Wal-Mart State giving program = \$25,000 - \$100,000 each round. Grant is for economic opportunities for low income housing.
3. Coca-cola & Pepsi – go to websites for grant information

Norma Lekan also provided an update on the new transportation bill and a grant opportunity through DDPC, as well as resources such as Easter Seals Project Action and ITN America.

An update was provided to the committee on the ADOT grant application process. ADOT is looking to reorganize the entire application process so that it is more user-friendly. This may include completing the applications on-line and sooner due dates. More information should be available by October and will be forwarded to all agencies once it's received. A grant application will be held sometime in December or January.

## **2012 Yuma Regional Transportation Coordination Plan Update**

Achieve reported that they will be hosting the next Chamber mixer on September 28 at 5:30 pm at the Achieve Offices, located at 3250 E. 40<sup>th</sup> Street. Arian Lee reported that the Crossroads Thrift Store will be opening by October 2011, and is located at the old Foxworth building on 8<sup>th</sup> Street & 5<sup>th</sup> Avenue. They will also be holding a fundraiser on October 8 at Gowan Company and tickets are \$40.00 Elisa Davis reported that WACOG will be holding a 40-year anniversary gala on September 23 at the Hilton.

Mrs. Lekan then informed the committee that CTAA and the National Resource Center for Human Service Transportation Coordination are sponsoring the Arizona Institute for Transportation Coordination that will be held November 16-18, 2011 in Phoenix. A team needs to be put together a team that will include human service agencies, transportation companies, public transit director, taxi companies, non-profit agencies, etc. John Andoh, Deena Fetzer, Ed Castro, and Elisa Davis all volunteered to serve on the team. More information will be forwarded as it is received.

The next meeting will be sometime in late November or early December. Agenda items may include: Regional Mobility guide, ADOT grant application process, new funding opportunities/resources, coordination of services, Trapeze scheduling system, and the Arizona Coordination Institute.

**APPENDIX IV – NOTES OF THE DECEMBER 14, 2011, REGIONAL MOBILITY COMMITTEE MEETING**

Coordination Meeting 12/14/11

I. Welcome

Intro of John Lee, Yuma City Cab

Unmet needs – new DAR services & hours – only ADA eligibility

Continue working on 2011 unmet needs using previously identified strategies.

II.

Brokerage

Discount cab – local brokerage – taxis – medical

Horizon Statewide – ER services

IPA – preparing for cuts – 23 % reduction in transportation

AA medex – 28 vehicles in Yuma

1/3% cut in transportation

One call one click center

SARA rides

ADOT

1). 511 – will refer to Yuma area

2). Saguaro – operations, software – need AVL's, vehicles, staff/admin

Christie – MAG re grant application for AVL's

Participants/stakeholders

1. STS

2. Achieve

3. Horizon

4. YCIPTA

5. Yuma City Cab

Universal Training one flat rate

Regional Mobility Guide – underway, draft at next meeting

IV. ADOT Coord. Mobility

Due dates bumped up 1 month

Future goals

**2012 Yuma Regional Transportation Coordination Plan Update**

Apps reviewed and awarded by Oct 1  
Vehicle delivery by end of year  
Possible delivery to agencies  
No need for panel interviews/apps

07 - \$500,000  
08 - \$300,000

Narrow banding – Maricopa – FCC digital  
Grant can be for cell phones w/P-T-T capabilities

Next meeting items for agenda:

One call – RTS presentation  
YCIPTA/YCAT DAR service presentation  
Draft mobility guide

Next meeting Wed Mar 21 at Saguaro

**APPENDIX V – MOBILITY MANAGER JOB DESCRIPTION**

**MOBILITY MANAGER  
JOB DESCRIPTION**

**SCOPE OF WORK:**

Mobility Management is a strategic approach to service coordination and customer service. It offers greater efficiency in the use of transportation resources, with potential cost savings and increased service effectiveness.

The mobility manager in a transportation organization, regional or local, serves the general public through conceptualization, planning, developing and operating programs that respond to and influence the demands of the market. These actions and supportive strategies are performed directly or in collaboration with others in order to provide a full range of travel options that are more effective in meeting needs and more efficient through reasonable pricing.

The objective is to coordinate transportation services provided throughout the region and local area in order to improve overall mobility.

- Multiagency partnerships that can reduce costs through efficient and effective coordination; potential partners might include social service agencies, senior programs, non-emergency medical providers and taxi companies.
- A customer-driven, market based approach to transportation delivery that offers a variety of individualized travel options.
- Greater use of information technology systems in real time.
- The development and implementation of one-stop travel information and trip planning systems.
- Educate the public on the need for increased mobility and how transit agencies can provide that mobility.

This position is responsible to improve business and community support for the transportation organization. It will require the development and distribution of information that explains how to utilize the available resources in meeting the diverse travel needs of the market it serves.

**SKILLS, ABILITIES AND COMPETENCIES:**

Change agent	Problem solver
Innovative thinker	Leadership
Collaborative partnerships	Negotiator
Conflict resolution	Mediator
Persuader	Empathy
Communicator	Customer focus
Initiator	Team builder
Visionary	Management skills

**ESSENTIAL JOB FUNCTIONS:**

Below is a list of actions that are required in the fulfillment of the duties:

- Develops and directs the design, production and distribution of specific marketing materials directed at employers, employees, human service agencies and other entities;
- Serves as the liaison/ salesperson to community leaders in an effort to demonstrate how transportation enhances economic development;
- Provides direct outreach to area employers and employment agencies to gain support for employer and employee transit programs;
- Develops potential for future expansion of transit options across municipal boundaries;
- Plans and coordinates special promotional events and activities related to general public transportation;

**2012 Yuma Regional Transportation Coordination Plan Update**

- Makes public presentations on the benefits of mobility management for the community;
- Builds supportive community networks;
- Leads in the design of operational functions that are nontraditional in service delivery;
- Is familiar with technological advances that increase travel options and/or convenience;
- Is knowledgeable about techniques that foster transit ridership through links with land development.

**APPENDIX V – VEHICLE FLEET INFORMATION**

<b>AGENCY NAME: HORIZON HUMAN SERVICES</b>							
<b>Vehicle #</b>	<b>Vehicle Make</b>	<b>Vehicle Model</b>	<b>Production Year</b>	<b>Mileage</b>	<b>Total # of Seats</b>	<b># of Wheelchair Spaces</b>	<b>Condition of Vehicle (Excellent/Fair/Good)</b>
1	Ford	Taurus	2007	53,377	5	0	Good
2	Ford	Fusion	2008	68,933	5	0	Good
3	Ford	Econoline	2009	58,697	12	0	Good
4	Chevrolet	Express	2011	6,368	12	0	New
5	Ford	Fusion	2008	79,028	5	0	Fair
6	Ford	Fusion	2008	83,244	5	0	Fair
7	Ford	Supreme	2010	14,857	8	2	Good



<b>YMPO YCAT BUS FLEET 6/30/2011</b>						
<b>YMPO #</b>	<b>LIC. PLATE #</b>	<b>MAKE</b>	<b>MODEL</b>	<b>VIN NUMBER</b>	<b>IN SERVICE DATE</b>	
Y095	G143ES	2006 ELDORADO MST II	33' BUS 34-P W/WCLIFT (DSL)	4UZAACBW96CX62413	7/25/2006	
Y096	G144ES	2006 ELDORADO MST II	33' BUS 34-P W/WCLIFT (DSL)	4UZAACBW06CX62414	7/25/2006	
Y101	G189ES	2006 ELDORADO MST II	33' BUS 34-P W/WCLIFT (DSL)	4UZAACBW76CX62412	8/21/2006	
Y102	G003EY	2003 ELDO EASY RIDER	37' BUS 34-P W/WCRAMP (DSL)	1N9FMAC8X2C084240	11/20/2006	
Y106	G660EY	2003 ELDO EASY RIDER	37' BUS 34-P W/WCRAMP (DSL)	1N9FMAC892C084228	12/8/2006	
Y108	G144ES	2007 ELDORADO MST II	33' BUS 34-P W/WCLIFT (DSL)	4UZAACBW67CY51731	3/22/2007	
Y109	G119FA	2007 ELDORADO MST II	33' BUS 34-P W/WCLIFT (DSL)	4UZAACBW87CY51732	4/6/2007	
Y110	G126FA	2007 ELDORADO MST II	33' BUS 34-P W/WCLIFT (DSL)	4UZAACBW47CY51730	4/13/2007	
Y124	G440FY	2010 ELDO PASSPORT	34' BUS 32-P W/WCRAMP (DSL)	1GBJ5U1958F414608	2/24/2010	
Y125	G439FY	2010 ELDO PASSPORT	34' BUS 32-P W/WCRAMP (DSL)	1GBJ5U1948F414809	2/24/2010	
Y126	G438FY	2010 ELDO PASSPORT	34' BUS 32-P W/WCRAMP (DSL)	1GBJ5U1928F414226	2/24/2010	
Y127	G437FY	2010 ELDO PASSPORT	34' BUS 32-P W/WCRAMP (DSL)	1GBJRU1948F414082	2/24/2010	
Y128	G791FY	2010 ELDO PASSPORT	34' BUS 32-P W/WCRAMP (DSL)	1GBJ5V1978F411327	3/29/2010	
Y129	G443FY	2010 ELDO PASSPORT	34' BUS 32-P W/WCRAMP (DSL)	1GBJ5V19X9FY00601	3/5/2010	
Y130	G442FY	2010 ELDO PASSPORT	34' BUS 32-P W/WCRAMP (DSL)	1GB15V1909F400090	3/5/2010	
Y131	G436FY	2010 ELDO PASSPORT	34' BUS 32-P W/WCRAMP (DSL)	1GBJ5U1918F414587	2/24/2010	
Y132	G435FY	2010 ELDO PASSPORT	34' BUS 32-P W/WCRAMP (DSL)	1GBJ5U1948F414793	2/24/2010	

YMPO DAR VEHICLE FLEET 6/30/2011										13 Buses Total		
YMPO #	LIC. PLATE #	MAKE	MODEL	VIN NUMBER	IN SERVICE DATE	FUEL TANK	MILEAGE AS OF 8/22/11	AGE OF VEHICLE AS OF 6/30/11	Useful Life (FTA) In Years	Useful Life (FTA) in Miles		
D103	G006EY	2007 ELDO FORD E350	25' BUS 17-P WMCLIFT (GAS)	1FDWE35S66HB3639	11/28/2006	39 GALLONS	132,470	5	5 year	150,000		
D105	G111FJ	2007 ELDORADO CHEVY	16' AMERIVAN LF W/RAMP (GAS)	1GBDV13157D128108	11/28/2006	20 GALLONS	184,142	5	4 year	100,000		
D111	G902ES	2008 ELDORADO CHEVY	16' AMERIVAN LF W/RAMP (GAS)	1GBDV13W78D139558	3/20/2008	20 GALLONS	78,757	3	4 year	100,000		
D112	GR41FS	2008 BRAUN CHEVY	16' INTERVAN LF W/RAMP (GAS)	1GBDV13W68D211737	1/27/2009	20 GALLONS	89,021	2	4 year	100,000		
D113	G564FS	2008 BRAUN CHEVY	16' INTERVAN LF W/RAMP (GAS)	1GBDV13W08D211748	2/18/2009	20 GALLONS	79,887	2	4 year	100,000		
D116	G426FY	2010 ELDO FORD E350	21' Aerolifte Bus 8+2-P w/lift (GAS)	1FDEE3FLBADA11196	1/25/2010	39 GALLONS	40,150	1	5 year	150,000		
D117	G427FY	2010 ELDO FORD E350	21' Aerolifte Bus 8+2-P w/lift (GAS)	1FDEE3FL1ADA11198	1/25/2010	39 GALLONS	43,669	1	5 year	150,000		
D118	G425FY	2010 ELDO FORD E350	21' Aerolifte Bus 8+2-P w/lift (GAS)	1FDEE3FLXADA11197	1/25/2010	39 GALLONS	40,929	1	5 year	150,000		
D119	G429FY	2010 ELDO FORD E350	21' Aerolifte Bus 4+2-P w/lift (GAS)	1FDEE3FL6ADA11200	1/25/2010	39 GALLONS	36,065	1	5 year	150,000		
D120	G428FY	2010 ELDO FORD E350	21' Aerolifte Bus 4+2-P w/lift (GAS)	1FDEE3FL3ADA11199	1/25/2010	39 GALLONS	41,775	1	5 year	150,000		
D121	G424FY	2010 ELDO FORD E350	21' Aerolifte Bus 4+2-P w/lift (GAS)	1FDEE3FL1SDS11203	1/25/2010	39 GALLONS	39,743	1	5 year	150,000		
D122	G422FY	2010 ELDO FORD E350	21' Aerolifte Bus 4+2-P w/lift (GAS)	1FDEE3FLBADA11201	2/4/2010	39 GALLONS	36,546	1	5 year	150,000		
D123	G423FY	2010 ELDO FORD E350	21' Aerolifte Bus 4+2-P w/lift (GAS)	1FDEE3FLXADA11202	2/4/2010	39 GALLONS	34,832	1	5 year	150,000		

Recommend Retirement and use as Admin Vehicle.  
 Recommend Placement in Contingency To Meet 20% Spare Ratio.

# 2012 Yuma Regional Transportation Coordination Plan Update

## AGENCY VEHICLE INVENTORY ABOIFPTA 5301, 5311, 5316 & 5317 PROGRAMS 2012 COORDINATED MOBILITY APPLICATION

Agency	Vehicle Number	Year	Make	Model	Color	Comments	Inspection Status	Inspection Date	Inspection Location	Inspection Type	Inspection Status	Inspection Date	Inspection Location	Inspection Type
SACUARD FOUNDATION City, Street, ZIP	FPW15311011812	2004	Ford	F150	11	14	150	11	14	150	11	14	150	11
	FPW15311011813	2004	Ford	F150	11	14	150	11	14	150	11	14	150	11
	FPW15311011814	2004	Ford	F150	11	14	150	11	14	150	11	14	150	11
	FPW15311011815	2004	Ford	F150	11	14	150	11	14	150	11	14	150	11
	FPW15311011816	2004	Ford	F150	11	14	150	11	14	150	11	14	150	11
	FPW15311011817	2004	Ford	F150	11	14	150	11	14	150	11	14	150	11
	FPW15311011818	2004	Ford	F150	11	14	150	11	14	150	11	14	150	11
	FPW15311011819	2004	Ford	F150	11	14	150	11	14	150	11	14	150	11
	FPW15311011820	2004	Ford	F150	11	14	150	11	14	150	11	14	150	11
	FPW15311011821	2004	Ford	F150	11	14	150	11	14	150	11	14	150	11
	FPW15311011822	2004	Ford	F150	11	14	150	11	14	150	11	14	150	11
	FPW15311011823	2004	Ford	F150	11	14	150	11	14	150	11	14	150	11
	FPW15311011824	2004	Ford	F150	11	14	150	11	14	150	11	14	150	11
	FPW15311011825	2004	Ford	F150	11	14	150	11	14	150	11	14	150	11
	FPW15311011826	2004	Ford	F150	11	14	150	11	14	150	11	14	150	11
	FPW15311011827	2004	Ford	F150	11	14	150	11	14	150	11	14	150	11
	FPW15311011828	2004	Ford	F150	11	14	150	11	14	150	11	14	150	11
	FPW15311011829	2004	Ford	F150	11	14	150	11	14	150	11	14	150	11
	FPW15311011830	2004	Ford	F150	11	14	150	11	14	150	11	14	150	11

AGENCY VEHICLE INVENTORY  
 ADOT/FTA 5310, 5311, 5316 & 5317 PROGRAMS  
 2012 COORDINATED MOBILITY APPLICATION

ACHIEVE Human Services, dba Yuma WORC Center, Inc.		3250 A East 40th Street Yuma, AZ 85365		Contact Person: Deena Fetzer		E-Mail: <a href="mailto:dfetzer@achievehs.org">dfetzer@achievehs.org</a>		Phone: (928) 341-4111		FYMPO			
Address:		3250 A East 40th Street		Contact Person:		E-Mail:		Phone:		FYMPO			
City, State, Zip:		Yuma, AZ 85365											
Program:		<input checked="" type="checkbox"/> 5310 <input type="checkbox"/> 5311 <input type="checkbox"/> 5316 <input type="checkbox"/> 5317		COG/MPO									
Please provide an inventory of all 5300 vehicles located at each site. (5310, 5311, 5316 & 5317). If you have multiple sites, please indicate which site the vehicle or vehicles are located at.													
Vehicle Identification Number (VIN)	Vehicle Location	Pkg	CD	Year	Make	Miles	Seats	UJR?	# of Tie Downs	Condition Code	Replacing?	Replace Year	On ADOT Lien
1FBSS31SS2HB5267	1234 Jones Ave, AnyTown, AZ 80000	5311	6	2002	Ford	100,000	12	YES	2	4 GOOD - Elements are in good working order, nominal or infrequent minor repairs	NO	2012	YES
IGCH43K39F163136	3250 A East 40th Street, Yuma, AZ 85365	5311	5	2009	Chevy	22,544	6	No	0	4 GOOD - Elements are in good working order, nominal or infrequent minor repairs	No	2014	Yes
1G42G1DGZ4117896	3250 A East 40th Street, Yuma, AZ 85365	5310	5	2010	Chevy	6,492	7	No	0	4 GOOD - Elements are in good working order, nominal or infrequent minor repairs	No	2015	Yes

**2012 Yuma Regional Transportation Coordination Plan Update**

ACHIEVE Human Services, dba Yuma WORC Center, Inc.										Contact Person:		
Address: 3250 A East 40th Street										Deena Fetzer		
City, State, Zip: Yuma, AZ 85365										E-Mail: <a href="mailto:dfetzer@achievehhs.org">dfetzer@achievehhs.org</a>		
Program: <input checked="" type="checkbox"/> 5310 <input type="checkbox"/> 5311 <input type="checkbox"/> 5316 <input type="checkbox"/> 5317										Phone: (928) 341-4111		
										COG/MPO: FYMPO		
Please provide an inventory of all 5300 vehicles located at each site. (5310, 5311, 5316 & 5317). If you have multiple sites, please indicate which site the vehicle or vehicles are located at.												
Vehicle Identification Number (VIN)	Vehicle Location	CD	Year	Make	Miles	Seats	Lift	# of The Downs	Condition Code	Replacing?	Replaces Year	On ADOT Lien
1FBSS31SS2HBS5267	1234 Jones Ave, AnyTown, AZ 80000	6	2002	Ford	100,000	12	YES	2	4 GOOD - Elements are in good working order, nominal or infrequent minor repairs	NO	2012	YES
3D7KR28DX8G247847	3250 A East 40th Street, Yuma, AZ 85365	6	2008	Dodge	74,297	6	No	0	3 ADEQUATE - Requires frequent minor repairs	No	2013	Yes
1FTSS34L27DB36948	3250 A East 40th Street, Yuma, AZ 85365	5	2007	Ford	56,867	12	Yes	2	5 EXCELLENT - Brand new or less than one year old	No	2012	No
5TDZK3DC4BS044042	3250 A East 40th Street, Yuma, AZ 85365	5	2011	Toyota	19,399	7	No	0		No	2016	Yes

**2012 Yuma Regional Transportation Coordination Plan Update**

ACHIEVE Human Services, dba Yuma WORC Center, Inc.		Contact Person:										
Address: 3250 A East 40th Street		Deena Fetzer										
City, State, Zip: Yuma, AZ 85365		dfetzer@achievehhs.org										
Program: 5310 5311 5316 5317		(928) 341-4111										
		FYMP0										
Please provide an inventory of all 5300 vehicles located at each site. (5310, 5311, 5316 & 5317). If you have multiple sites, please indicate which site the vehicle or vehicles are located at.												
Vehicle Identification Number (VIN)	Vehicle Location	CD	Yr	Make	Miles	Seats	LIFT?	# of Tie Downs	Condition Code	Replacing?	Replace Year	On ADOT List
1FBSS31SS2HB55267	1234 Jones Ave, AnyTown, AZ 80000	5	2002	Ford	100,000	12	YES	2	4 GOOD - Elements are in good working order, nominal or infrequent minor repairs	NO	2012	YES
1GNDY23WX8D207098	3250 A East 40th Street, Yuma, AZ 85365	5	2008	Chevy	66,283	7	No	0	4 GOOD - Elements are in good working order, nominal or infrequent minor repairs	No	2013	YES
1FTSS34L47DB36949	3250 A East 40th Street, Yuma, AZ 85365	5	2007	Ford	28,385	12	Yes	2	4 GOOD - Elements are in good working order, nominal or infrequent minor repairs	No	2012	No
5TDKK4CCXAS302045	3250 A East 40th Street, Yuma, AZ 85365	5	2009	Toyota	11,326	7	No	0	4 GOOD - Elements are in good working order, nominal or infrequent minor repairs	No	2014	Yes

**2012 Yuma Regional Transportation Coordination Plan Update**

ACHIEVE Human Services, dba Yuma WORC Center, Inc.													
Address:			3250 A East 40th Street			Contact Person:			Deena Felzer				
City, State, Zip:			Yuma, AZ, 85365			E-Mail:			dfelzer@achievehs.org				
Program:			<input type="checkbox"/> 5310 <input type="checkbox"/> 5311 <input type="checkbox"/> 5316 <input type="checkbox"/> 5317 COG/MPO			Phone:			(928) 341-4111				
Please provide an inventory of all 5300 vehicles located at each site. (5310, 5311, 5316 & 5317). If you have multiple sites, please indicate which site the vehicle or vehicles are located at.													
Vehicle Identification Number (VIN)	Vehicle Location	Pkg.	CD	Year	Make	Miles	Seats	LJR?	# of Tie Downs	Condition Code	Replacing?	Replace Year	On ADOT Lien
1FBSS31SS2HB55267	1234 Jones Ave, AnyTown, AZ 80000  3250 A East 40th Street, Yuma, AZ 85365	5311	4 Light duty 20-30 foot vans (larger cutaways, and maxi vans, etc.)	2002	Ford	100,000	12	YES	2	4 GOOD - Elements are in good working order, nominal or infrequent minor repairs	NO	2012	YES
1FTSS34LX5HB32362		5310	5 Light duty 15-25 foot vans (smaller cutaways, mini-vans, small maxivans (including lift	2005	Ford	33,547	12	Yes	7	2 POOR - Requires major repairs frequently	No	2012	No
1FBSS31SS2HB55267		5310	5 Light duty 15-25 foot vans (smaller cutaways, mini-vans, small maxivans (including lift	2002	Ford	116,189	12	No	0	5 EXCELLENT - Brand new or less than one year old	Yes	2012	No
5TDZK3DC2CS177626	3250 A East 40th Street, Yuma, AZ 85365	5310		2012	Toyota	1,000	9	No	0		No	2017	Yes

**2012 Yuma Regional Transportation Coordination Plan Update**

ACHIEVE Human Services, dba Yuma WORC Center, Inc.		Contact Person:											
Address: 3250 A East 40th Street		Deena Fetzer											
City, State, Zip: Yuma, AZ 85365		dfetzer@achievehs.org											
Program: ☐ 5310 ☐ 5311 ☐ 5316 ☐ 5317		Phone: (928) 341-4111											
		COG/MPO: FYMPO											
Please provide an inventory of all 5300 vehicles located at each site. (5310, 5311, 5316 & 5317). If you have multiple sites, please indicate which site the vehicle or vehicles are located at.													
Vehicle Identification Number (VIN)	Vehicle Location	Prg.	CD	Year	Make	Miles	Seats	LIFT	# of Tie Downs	Condition Code	Replating?	Replace Year	On ADOT Lien
1FBSS31SS2HB55267	1234 Jones Ave, AnyTown, AZ 80000	5311	6	2002	Ford	100,000	12	YES	2	5 EXCELLENT - Brand new or less than one year old	NO	2012	YES
5TDZK3DC7CS17797	3250 A East 40th Street, Yuma, AZ 85365	5310	5	2012	Toyota	1,500	9	No	0	5 EXCELLENT - Brand new or less than one year old	No	2017	Yes
5TDZK3DC5CS17667	3250 A East 40th Street, Yuma, AZ 85365	5310	6	2012	Toyota	2,000	9	No	0	2 POOR - Requires major repairs frequently	No	2017	Yes
5TEVL52N32Z020328	3250 A East 40th Street, Yuma, AZ 85365			2002	Toyota	107,744	2	No	0		Yes	2012	No



**2012 Yuma Regional Transportation Coordination Plan Update**

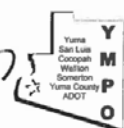
ACHIEVE Human Services, dba Yuma WORC Center, Inc.										Contact Person:		
Address: 3250 A East 40th Street										Deena Feltzer		
City, State, Zip: Yuma, AZ 85365										dfeltzer@achievehs.org		
Program: <input checked="" type="checkbox"/> 5310 <input type="checkbox"/> 5311 <input type="checkbox"/> 5316 <input type="checkbox"/> 5317										(928) 341-4111		
Please provide an inventory of all 5300 vehicles located at each site. (5310, 5311, 5316 & 5317). If you have multiple sites, please indicate which site the vehicle or vehicles are located at.										COG/MPO FYMPO		
Vehicle Identification Number (VIN)	Vehicle Location	CD	Year	Make	Miles	Seats	Lift?	# of Tilt Downs	Condition Code	Replacing?	Replace Year	On ADOT Lien
1FBSS31S52HB55267	1234 Jones Ave, AnyTown, AZ 80000  3250 A East 40th Street, Yuma, AZ 85365	5 Light duty 15-25 foot vans (smaller cutaways, mini-vans, small maxivans (including lift	2002	Ford	100,000	12	YES	2	3 ADEQUATE - Requires frequent minor repairs	NO	2012	YES
1G4HG35UX71249432		5 Light duty 15-25 foot vans (smaller cutaways, mini-vans, small maxivans (including lift	2007	Chevy	78,025	12	No	0	2 POOR - Requires major repairs frequently	No	2012	No
1FBNE31S45HB18719	3250 A East 40th Street, Yuma, AZ 85365	5 Light duty 15-25 foot vans (smaller cutaways, mini-vans, small maxivans (including lift	2005	Ford	92,628	12	No	0	4 GOOD - Elements are in good working order, nominal or infrequent minor repairs	Yes	2012	No
1GNDD123W78D207768	3250 A East 40th Street, Yuma, AZ 85365	5 Light duty 15-25 foot vans (smaller cutaways, mini-vans, small maxivans (including lift	2008	Chevy	87,123	7	No	0		No	2013	Yes

ACHIEVE Human Services, dba Yuma WORC Center, Inc.											Contact Person:		
Address: 3250 A East 40th Street						E-Mail: <a href="mailto:dfetzer@achievehhs.org">dfetzer@achievehhs.org</a>					Deena Fetzer		
City, State, Zip: Yuma, AZ 85365						Phone: (928) 341-4111							
Program: <input checked="" type="checkbox"/> 5310 <input type="checkbox"/> 5311 <input type="checkbox"/> 5316 <input type="checkbox"/> 5317						COG/MPO					FYMPO		
Please provide an inventory of all 5300 vehicles located at each site. (5310, 5311, 5316 & 5317). If you have multiple sites, please indicate which site the vehicle or vehicles are located at.													
Vehicle Identification Number (VIN)	Vehicle Location	Frg.	CD	Year	Make	Miles	Seats	LIHT	# of Tie Downs	Condition Code	Replacing?	Replace Year	On ADOT List
1FBSS31SS2HB55267	1234 Jones Ave, AnyTown, AZ 80000	5311	6	2002	Ford	100,000	12	YES	2	3	NO	2012	YES
5TDKK4CC1AS302363	3250 A East 40th Street, Yuma, AZ 85365	5310	5	2010	Toyota	45,089	7	No	0	4	No	2015	Yes

**APPENDIX VI – COMMUNITY MOBILITY INVENTORY SURVEYS**

**2012 Yuma Regional Transportation Coordination Plan Update**

Name: John Andoh Date: 5/1/12  
Agency: Yuma County Inter-governmental Public Telephone: 928-539-7076, ext 237  
Email: Transportation Authority  
Jandoh@ycipta.org



**COMMUNITY MOBILITY INVENTORY**  
**for the**  
**2012 Greater Yuma Region Transportation Coordination Plan Update**

Please take a few minutes to complete this survey. Your responses will help Navigator Mobility Consulting (NMC) understand your existing services; as well as help us understand where opportunities for improvements may be. Thank you!

**1. Please identify the transportation services/programs that are provided in your community.** (mark all that apply)

- |  |  |
|--|--|
| <input checked="" type="checkbox"/> Bus                | <input type="checkbox"/> Volunteer Driver Program      |
| <input checked="" type="checkbox"/> ADA Paratransit    | <input type="checkbox"/> Carpool                       |
| <input type="checkbox"/> non-ADA Paratransit           | <input type="checkbox"/> Vanpool                       |
| <input type="checkbox"/> Light Rail                    | <input checked="" type="checkbox"/> Travel Training    |
| <input type="checkbox"/> Commuter Rail                 | <input type="checkbox"/> Human Services Transportation |
| <input type="checkbox"/> Taxi Vouchers                 | <input type="checkbox"/> Program/s with other Agencies |
| <input type="checkbox"/> Free Fixed Route for Disabled | Others: _____  |

**2. What 3 outcomes would you like to see accomplished?**

- Improve mobility for the residents of your community
- Create a balanced Coordinated Mobility program
- Identify short and long term objectives for improving mobility
- Increase accessibility of transportation services
- Improve the mobility skills of your current/future users
- Reduce demand on ADA (and non-ADA) Paratransit services
- Provide alternatives to Paratransit services
- Others: \_\_\_\_\_

**3. What are the 3 biggest challenges that you are currently facing?**

- Managing Paratransit demand
- Lack of mobility options for residents
- Need for effective Coordinated Mobility planning
- Need for increased understanding of the community's transportation needs
- Unable to create successful mobility programs
- Bad perception of transportation services/options
- Need for coordination with other transportation providers
- Others: \_\_\_\_\_

**4. Please share your opinions regarding how accessible your community is to Older Adults and People with Disabilities.**

- Accessible to all
- Accessible to few
- Accessible to some
- Very poor accessibility

**5. What challenges are you faced with in the near term (1-2 years)?**

- Increasing Paratransit costs
- Increasing older adult/disabled populations
- Expanding fixed route services (requiring additional Paratransit)
- Staffing level challenges (not enough staff)
- Need for Coordinated Mobility options
- Negative perception by Boards, Agencies, Elected Officials
- Others \_\_\_\_\_

**6. What challenges are you faced with in the long term (3-5 years)?**

- Increasing Paratransit costs
- Increasing older adult/disabled populations
- Expanding fixed route services (requiring additional Paratransit)
- Staffing level challenges (not enough staff)
- Need for Coordinated Mobility options
- Negative perception by Boards, Agencies, Elected Officials
- Others \_\_\_\_\_

**2012 Yuma Regional Transportation Coordination Plan Update**

**7. Please share the names of agencies and/or individuals whose input you believe would be helpful during this discussion. (if applicable)**

- a. Saguaro Foundation
- b. YMPO
- c. Cities of Somerton, San Luis Senior Centers
- d. Cocopah & Quechan Indian Tribe Senior Centers
- e. \_\_\_\_\_
- f. \_\_\_\_\_

**8. Do you feel that transportation and coordination opportunities have improved in the last year?**

Yes; their have both improved

Transportation YES; Coordination NO

Coordination YES; Transportation NO

No; neither have improved

Other \_\_\_\_\_

FOR TRANSIT & PARATRANSIT OPERATORS / STAFF

**9. Regarding your current transit marketing efforts...**

Do your marketing messages encourage older adult and people with disabilities to ride fixed route services?  Yes  No

Do your marketing messages imply that older adults and people with disabilities should only (or mostly) use Paratransit services; not your fixed route services?

Yes  No

Have you created a distinct marketing message that encourages older adults and people with disabilities to use all services that are available to them?

Yes  No

Please rate the effectiveness of your public transportation marketing efforts?

Very effective

Moderately effective

Improvement is needed

Ineffective

**10. How would you rate the amount of fixed route services and their effectiveness?**

Amount of Service

- High
- Moderate
- Poor

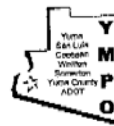
Effectiveness of Service

- High
- Moderate
- Poor

If poor, why? \_\_\_\_\_  
\_\_\_\_\_

## 2012 Yuma Regional Transportation Coordination Plan Update

Name: Marsha Ashcroft Date: 4/30/12  
Agency: Horizon Human Services Telephone: 520-836-1688  
Email: mashcroft@horizonhumanservices.org



### COMMUNITY MOBILITY INVENTORY

for the

### 2012 Greater Yuma Region Transportation Coordination Plan Update

Please take a few minutes to complete this survey. Your responses will help Navigator Mobility Consulting (NMC) understand your existing services; as well as help us understand where opportunities for improvements may be. Thank you!

**1. Please identify the transportation services/programs that are provided in your community. (mark all that apply)**

- |  |  |
|--|--|
| <input checked="" type="checkbox"/> Bus<br><input checked="" type="checkbox"/> ADA Paratransit<br><input type="checkbox"/> non-ADA Paratransit<br><input type="checkbox"/> Light Rail<br><input type="checkbox"/> Commuter Rail<br><input checked="" type="checkbox"/> Taxi Vouchers<br><input type="checkbox"/> Free Fixed Route for Disabled | <input checked="" type="checkbox"/> Volunteer Driver Program<br><input type="checkbox"/> Carpool<br><input type="checkbox"/> Vanpool<br><input type="checkbox"/> Travel Training<br><input checked="" type="checkbox"/> Human Services Transportation<br><input type="checkbox"/> Program/s with other Agencies<br>Others: _____ |
|--|--|

**2. What 3 outcomes would you like to see accomplished?**

- Improve mobility for the residents of your community
- Create a balanced Coordinated Mobility program
- Identify short and long term objectives for improving mobility
- Increase accessibility of transportation services
- Improve the mobility skills of your current/future users
- Reduce demand on ADA (and non-ADA) Paratransit services
- Provide alternatives to Paratransit services
- Others: \_\_\_\_\_

Navigator Mobility Consulting

[www.CoordinatedMobility.com](http://www.CoordinatedMobility.com)



**3. What are the 3 biggest challenges that you are currently facing?**

- Managing Paratransit demand
- Lack of mobility options for residents
- Need for effective Coordinated Mobility planning
- Need for increased understanding of the community's transportation needs
- Unable to create successful mobility programs
- Bad perception of transportation services/options
- Need for coordination with other transportation providers
- Others: \_\_\_\_\_

**4. Please share your opinions regarding how accessible your community is to Older Adults and People with Disabilities.**

- Accessible to all
- Accessible to some
- Accessible to few
- Very poor accessibility

**5. What challenges are you faced with in the near term (1-2 years)?**

- Increasing Paratransit costs
- Increasing older adult/disabled populations
- Expanding fixed route services (requiring additional Paratransit)
- Staffing level challenges (not enough staff)
- Need for Coordinated Mobility options
- Negative perception by Boards, Agencies, Elected Officials
- Others: \_\_\_\_\_

**6. What challenges are you faced with in the long term (3-5 years)?**

- Increasing Paratransit costs
- Increasing older adult/disabled populations
- Expanding fixed route services (requiring additional Paratransit)
- Staffing level challenges (not enough staff)
- Need for Coordinated Mobility options
- Negative perception by Boards, Agencies, Elected Officials
- Others: \_\_\_\_\_

Navigator Mobility Consulting

[www.CoordinatedMobility.com](http://www.CoordinatedMobility.com)

7. Please share the names of agencies and/or individuals whose input you believe would be helpful during this discussion. (if applicable)

- a. Saguaro Transportation
- b. Taxi Companies
- c. Human Service Agencies
- d. \_\_\_\_\_
- e. \_\_\_\_\_
- f. \_\_\_\_\_

8. Do you feel that transportation and coordination opportunities have improved in the last year?

- Yes; their have both improved
- Transportation YES; Coordination NO
- Coordination YES; Transportation NO
- No; neither have improved
- Other \_\_\_\_\_

FOR TRANSIT & PARATRANSIT OPERATORS / STAFF

9. Regarding your current transit marketing efforts...

N/A

Do your marketing messages encourage older adult and people with disabilities to ride fixed route services?    Yes    No

Do your marketing messages imply that older adults and people with disabilities should only (or mostly) use Paratransit services; not your fixed route services?

Yes    No

Have you created a distinct marketing message that encourages older adults and people with disabilities to use all services that are available to them?

Yes    No

Please rate the effectiveness of your public transportation marketing efforts?

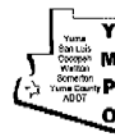
- Very effective
- Moderately effective
- Improvement is needed
- Ineffective

**2012 Yuma Regional Transportation Coordination Plan Update**

Apr. 30. 2012 9:02AM

No. 1468 P. 1/4

Name: Elisa Davis Date: 30 Apr 12  
Agency: WACOG AAAA Telephone: 217-2122  
Email: elisa.d@wacog.com (928)



**COMMUNITY MOBILITY INVENTORY**  
**for the**  
**2012 Greater Yuma Region Transportation Coordination Plan Update**

Please take a few minutes to complete this survey. Your responses will help Navigator Mobility Consulting (NMC) understand your existing services; as well as help us understand where opportunities for improvements may be. Thank you!

**1. Please identify the transportation services/programs that are provided in your community. (mark all that apply)**

- |  |   |
|--|---|
| <input checked="" type="checkbox"/> Bus                | <input type="checkbox"/> Volunteer Driver Program                 |
| <input type="checkbox"/> ADA Paratransit               | <input type="checkbox"/> Carpool                                  |
| <input type="checkbox"/> non-ADA Paratransit           | <input type="checkbox"/> Vanpool                                  |
| <input type="checkbox"/> Light Rail                    | <input type="checkbox"/> Travel Training                          |
| <input type="checkbox"/> Commuter Rail                 | <input checked="" type="checkbox"/> Human Services Transportation |
| <input type="checkbox"/> Taxi Vouchers                 | <input checked="" type="checkbox"/> Program/s with other Agencies |
| <input type="checkbox"/> Free Fixed Route for Disabled | Others: _____   |

**2. What 3 outcomes would you like to see accomplished?**

- Improve mobility for the residents of your community
- Create a balanced Coordinated Mobility program
- Identify short and long term objectives for improving mobility
- Increase accessibility of transportation services
- Improve the mobility skills of your current/future users
- Reduce demand on ADA (and non-ADA) Paratransit services
- Provide alternatives to Paratransit services
- Others: Make transit more affordable

Navigator Mobility Consulting

www.CoordinatedMobility.com

**3. What are the 3 biggest challenges that you are currently facing?**

- Managing Paratransit demand
- Lack of mobility options for residents
- Need for effective Coordinated Mobility planning
- Need for increased understanding of the community's transportation needs
- Unable to create successful mobility programs
- Bad perception of transportation services/options
- Need for coordination with other transportation providers
- Others: Cost for service

**4. Please share your opinions regarding how accessible your community is to Older Adults and People with Disabilities.**

- Accessible to all
- Accessible to few
- Accessible to some
- Very poor accessibility

**5. What challenges are you faced with in the near term (1-2 years)?**

- Increasing Paratransit costs
- Increasing older adult/disabled populations
- Expanding fixed route services (requiring additional Paratransit)
- Staffing level challenges (not enough staff)
- Need for Coordinated Mobility options
- Negative perception by Boards, Agencies, Elected Officials
- Others \_\_\_\_\_

**6. What challenges are you faced with in the long term (3-5 years)?**

- Increasing Paratransit costs
- Increasing older adult/disabled populations
- Expanding fixed route services (requiring additional Paratransit)
- Staffing level challenges (not enough staff)
- Need for Coordinated Mobility options
- Negative perception by Boards, Agencies, Elected Officials
- Others \_\_\_\_\_

**7. Please share the names of agencies and/or individuals whose input you believe would be helpful during this discussion. (if applicable)**

- a. Helping Hands - Judy Arnold
- b. \_\_\_\_\_
- c. \_\_\_\_\_
- d. \_\_\_\_\_
- e. \_\_\_\_\_
- f. \_\_\_\_\_

**8. Do you feel that transportation and coordination opportunities have improved in the last year?**

- Yes; their have both improved
- Transportation YES; Coordination NO
- Coordination YES; Transportation NO
- No; neither have improved
- Other \_\_\_\_\_

**FOR TRANSIT & PARATRANSIT OPERATORS / STAFF**

**9. Regarding your current transit marketing efforts...**

Do your marketing messages encourage older adult and people with disabilities to ride fixed route services?  Yes  No

Do your marketing messages imply that older adults and people with disabilities should only (or mostly) use Paratransit services; not your fixed route services?  
Yes  No

Have you created a distinct marketing message that encourages older adults and people with disabilities to use all services that are available to them?  
 Yes  No

Please rate the effectiveness of your public transportation marketing efforts?

- Very effective
- Improvement is needed
- Moderately effective
- Ineffective

## 2012 Yuma Regional Transportation Coordination Plan Update

Name: Paul Soto Date: 4-30-12  
Agency: Cocopah Telephone: 627-2102 x22  
Email: psoto@cocopah.com



### COMMUNITY MOBILITY INVENTORY for the 2012 Greater Yuma Region Transportation Coordination Plan Update

Please take a few minutes to complete this survey. Your responses will help Navigator Mobility Consulting (NMC) understand your existing services; as well as help us understand where opportunities for improvements may be. Thank you!

**1. Please identify the transportation services/programs that are provided in your community.** (mark all that apply)

- |   |   |
|---|---|
| <input checked="" type="checkbox"/> Bus                           | <input type="checkbox"/> Volunteer Driver Program                 |
| <input type="checkbox"/> ADA Paratransit                          | <input type="checkbox"/> Carpool                                  |
| <input type="checkbox"/> non-ADA Paratransit                      | <input type="checkbox"/> Vanpool                                  |
| <input type="checkbox"/> Light Rail                               | <input type="checkbox"/> Travel Training                          |
| <input type="checkbox"/> Commuter Rail                            | <input checked="" type="checkbox"/> Human Services Transportation |
| <input type="checkbox"/> Taxi Vouchers                            | <input checked="" type="checkbox"/> Program/s with other Agencies |
| <input checked="" type="checkbox"/> Free Fixed Route for Disabled | Others: _____   |

**2. What 3 outcomes would you like to see accomplished?**

- Improve mobility for the residents of your community
- Create a balanced Coordinated Mobility program
- Identify short and long term objectives for improving mobility
- Increase accessibility of transportation services
- Improve the mobility skills of your current/future users
- Reduce demand on ADA (and non-ADA) Paratransit services
- Provide alternatives to Paratransit services
- Others: \_\_\_\_\_

## 2012 Yuma Regional Transportation Coordination Plan Update

Name: Paul Soto Date: 4-30-12  
Agency: Cocopah Telephone: 627-2102 x22  
Email: psoto@cocopah.com



### **COMMUNITY MOBILITY INVENTORY** **for the** **2012 Greater Yuma Region Transportation Coordination Plan Update**

Please take a few minutes to complete this survey. Your responses will help Navigator Mobility Consulting (NMC) understand your existing services; as well as help us understand where opportunities for improvements may be. Thank you!

**1. Please identify the transportation services/programs that are provided in your community.** (mark all that apply)

- |   |   |
|---|---|
| <input checked="" type="checkbox"/> Bus                           | <input type="checkbox"/> Volunteer Driver Program                 |
| <input type="checkbox"/> ADA Paratransit                          | <input type="checkbox"/> Carpool                                  |
| <input type="checkbox"/> non-ADA Paratransit                      | <input type="checkbox"/> Vanpool                                  |
| <input type="checkbox"/> Light Rail                               | <input type="checkbox"/> Travel Training                          |
| <input type="checkbox"/> Commuter Rail                            | <input checked="" type="checkbox"/> Human Services Transportation |
| <input type="checkbox"/> Taxi Vouchers                            | <input checked="" type="checkbox"/> Program/s with other Agencies |
| <input checked="" type="checkbox"/> Free Fixed Route for Disabled | Others: _____   |

**2. What 3 outcomes would you like to see accomplished?**

- Improve mobility for the residents of your community
- Create a balanced Coordinated Mobility program
- Identify short and long term objectives for improving mobility
- Increase accessibility of transportation services
- Improve the mobility skills of your current/future users
- Reduce demand on ADA (and non-ADA) Paratransit services
- Provide alternatives to Paratransit services
- Others: \_\_\_\_\_

Navigator Mobility Consulting

www.CoordinatedMobility.com

**3. What are the 3 biggest challenges that you are currently facing?**

- Managing Paratransit demand
- Lack of mobility options for residents
- Need for effective Coordinated Mobility planning
- Need for increased understanding of the community's transportation needs
- Unable to create successful mobility programs
- Bad perception of transportation services/options
- Need for coordination with other transportation providers
- Others: \_\_\_\_\_

**4. Please share your opinions regarding how accessible your community is to Older Adults and People with Disabilities.**

- Accessible to all
- Accessible to some
- Accessible to few
- Very poor accessibility

**5. What challenges are you faced with in the near term (1-2 years)?**

- Increasing Paratransit costs
- Increasing older adult/disabled populations
- Expanding fixed route services (requiring additional Paratransit)
- Staffing level challenges (not enough staff)
- Need for Coordinated Mobility options
- Negative perception by Boards, Agencies, Elected Officials
- Others \_\_\_\_\_

**6. What challenges are you faced with in the long term (3-5 years)?**

- Increasing Paratransit costs
- Increasing older adult/disabled populations
- Expanding fixed route services (requiring additional Paratransit)
- Staffing level challenges (not enough staff)
- Need for Coordinated Mobility options
- Negative perception by Boards, Agencies, Elected Officials
- Others \_\_\_\_\_



**7. Please share the names of agencies and/or individuals whose input you believe would be helpful during this discussion. (if applicable)**

- a. \_\_\_\_\_
- b. \_\_\_\_\_
- c. \_\_\_\_\_
- d. \_\_\_\_\_
- e. \_\_\_\_\_
- f. \_\_\_\_\_

**8. Do you feel that transportation and coordination opportunities have improved in the last year?**

- Yes; their have both improved
- Transportation YES; Coordination NO
- Coordination YES; Transportation NO
- No; neither have improved
- Other \_\_\_\_\_

FOR TRANSIT & PARATRANSIT OPERATORS / STAFF

**9. Regarding your current transit marketing efforts...**

Do your marketing messages encourage older adult and people with disabilities to ride fixed route services?    Yes     No

Do your marketing messages imply that older adults and people with disabilities should only (or mostly) use Paratransit services; not your fixed route services?

Yes    No

Have you created a distinct marketing message that encourages older adults and people with disabilities to use all services that are available to them?

Yes     No

Please rate the effectiveness of your public transportation marketing efforts?

- Very effective
- Improvement is needed
- Moderately effective
- Ineffective

**10. How would you rate the amount of fixed route services and their effectiveness?**

Amount of Service

Effectiveness of Service

High

High

Moderate

Moderate

Poor

Poor

If poor, why? \_\_\_\_\_

\_\_\_\_\_